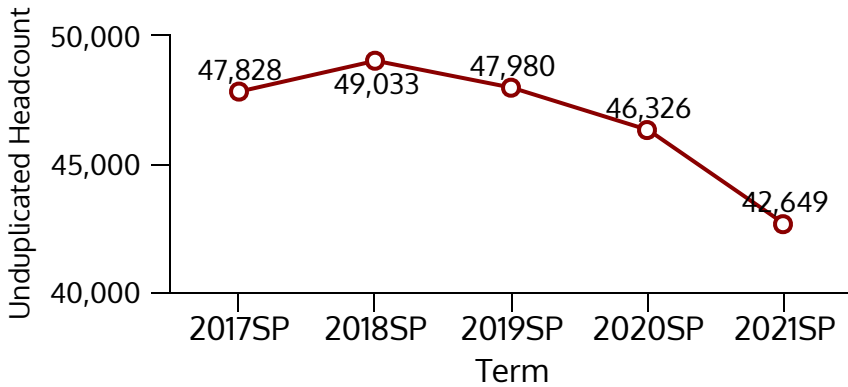
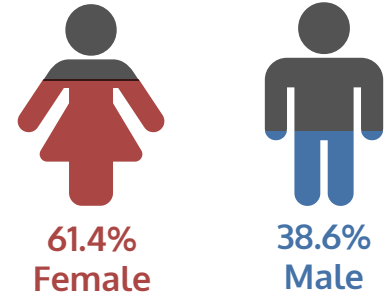


# 2021SP Statistical Handbook

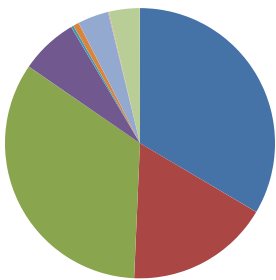
## Spring Unduplicated Headcount by Term



## Gender

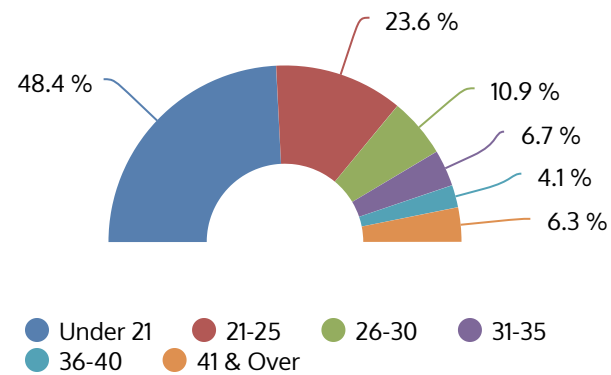


## Race/Ethnicity

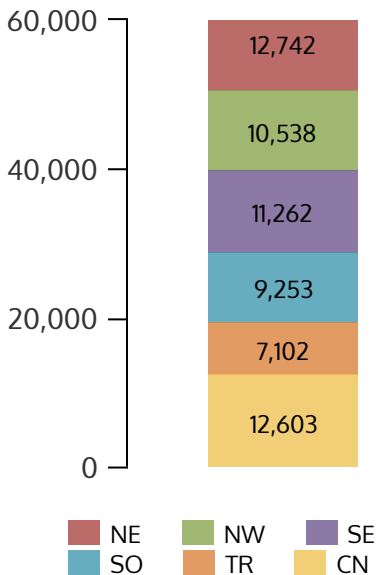


- White - 33.5%
- Black/African American - 17.2%
- Hispanic/Latino - 33.9%
- Asian - 6.9%
- American Indian/Alaska Native - 0.3%
- International - 0.7%
- Unknown/Not Reported - 3.7%
- Native Hawaiian/Pacific Islander - 0.1%
- Multiracial - 3.7%

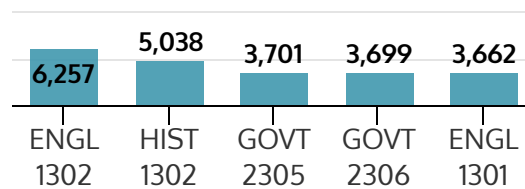
## Age Group




## Headcount by Campus



## High Enrollment Courses



## For 2021SP, students are:



**63%**

of 2021SP sections were taught by full-time faculty