

IIR Corner

March 2015

In the eighth issue of IIR Corner, data regarding the number of students who took the TSI assessment multiple times are presented. In general, about 10.0% of students took the test multiple times. However, determining whether students who initially placed below college level performed better on subsequent attempts was of particular importance.

Noteworthy observations:

Math: About 13.0% of students who initially placed below college level in math took the TSI assessment more than once. For students who retook the test, roughly one out of two students moved up at least one level.

Reading: About 25.0% of students who initially placed below college level in reading took the TSI assessment more than once. For students who retook the test, roughly two out of three students moved up at least one level.

Writing: About 22.0% of students who initially placed below college level in writing took the TSI assessment more than once. For students who retook the test, roughly three out of four students moved up at least one level.

Team IIR



In this analysis, test scores for TCCD students who took their TSI assessment between January 7, 2014, and October 13, 2014, were examined. A TCCD student was defined as any student who enrolled in 2014SU and/or 2014FL or enrolled in boot camp (EDUX-1013, EDUX-1018, EDUX-1022) in 2014Q1 and/or 2014Q2.

Figure 1 shows a summary of the number of times TCCD students took the TSI assessment.

- **Math:** There were 7,730 students who took the TSI assessment, and 831 students (10.8%) took the assessment multiple times. Of the students who took the assessment multiple times, roughly three out of four students took the assessment twice. Of the 6,228 students who initially placed below college level, 828 students (13.3%) retook the test.
- **Reading:** There were 9,990 students who took the TSI assessment, and 1,179 students (11.8%) took the assessment multiple times. Of the students who took the assessment multiple times, roughly three out of four students took the assessment twice. Of the 4,584 students who initially placed below college level, 1,157 students (25.2%) retook the test.
- **Writing:** There were 10,061 students who took the TSI assessment, and 873 students (8.7%) took the assessment multiple times. Of the students who took the assessment multiple times, roughly 85.0% of students took the assessment twice. Of the 3,824 students who initially placed below college level, 845 students (22.1%) retook the test.

Figure 1: Summary of Number of Times a Student Took the TSI Assessment

Test Area	First Placement	Number of Students who Took TSI Assessment Once	Number of Student who Took TSI Assessment Twice	Number of Students who Took TSI Assessment Thrice	Number of Students who Took TSI Assessment Four or More Times	Total Number of Student who took TSI Assessment	Total Number of Students who Took TSI Assesment Multiple Times	Percent of Students who Took TSI Assesment Multiple Times
Math	Below College Level	5,400	646	132	50	6,228	828	13.3%
	College Level	1,499	3	0	0	1,502	3	0.2%
	TOTAL	6,899	649	132	50	7,730	831	10.8%
Reading	Below College Level	3,427	904	171	82	4,584	1,157	25.2%
	College Level	5,384	22	0	0	5,406	22	0.4%
	TOTAL	8,811	926	171	82	9,990	1,179	11.8%
Writing	Below College Level	2,979	722	96	27	3,824	845	22.1%
	College Level	6,209	27	1	0	6,237	28	0.4%
	TOTAL	9,188	749	97	27	10,061	873	8.7%

Source: ST Student Tests and ST Student Enrollment Data

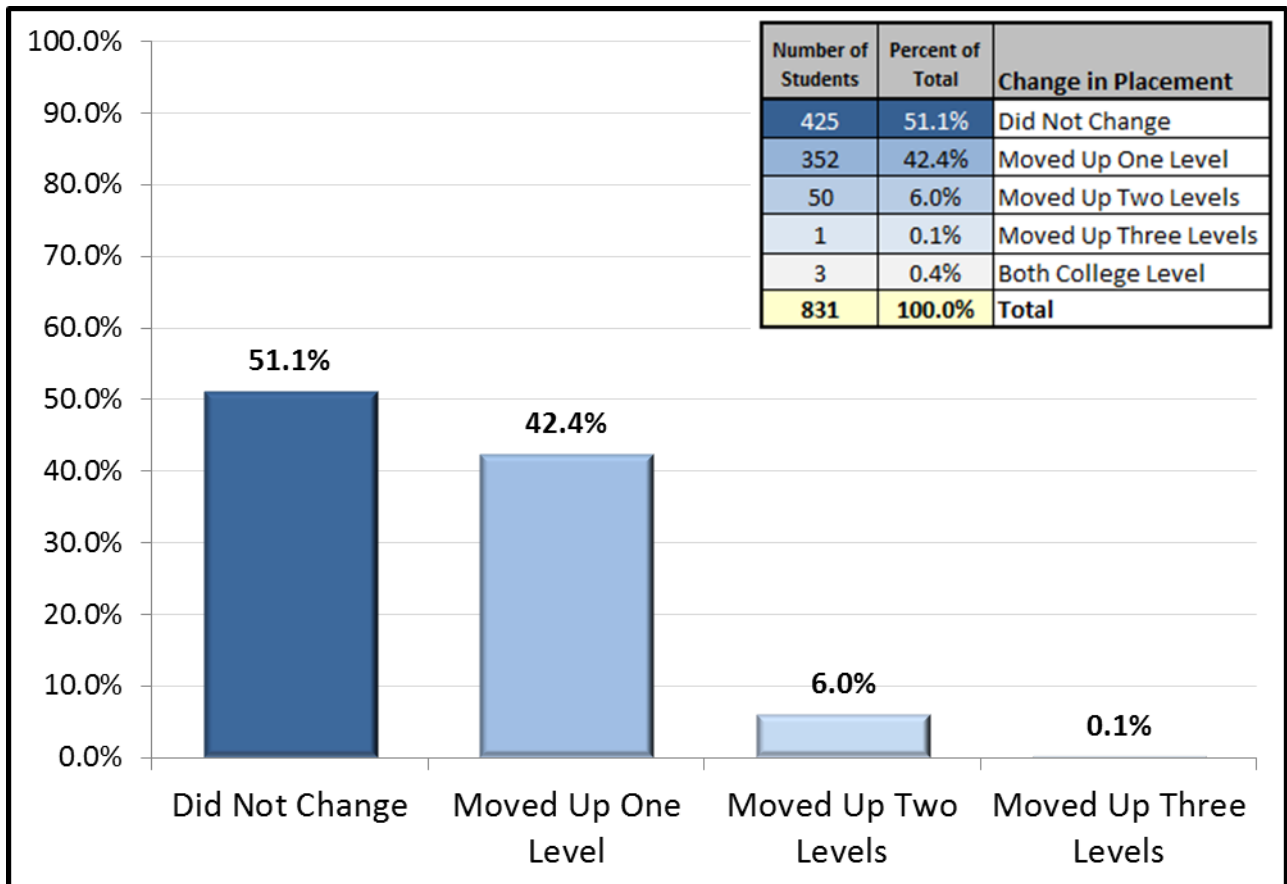
Figures 2 to 4 show a comparison between a student’s course placement based on his or her first assessment and course placement based on the student’s “Best Placement”. A student’s “Best Placement” is defined as the course placement based on a student’s maximum test scores.

Figure 2 Math: Using the first row as an example, there were 37 students whose first placement was Adult Basic Education (ABE) and whose “Best Placement” was ABE. These students did not change placement levels. There were 36 students whose first placement was ABE and whose “Best Placement” was Math 0361. These students moved up one level. There were 10 students whose first placement was ABE and whose “Best Placement” was Math 0362. These students moved up two levels. There was one student whose placement was ABE and whose “Best Placement” was College Level. This student moved up three levels.

- Of the students who took the assessment multiple times (831), 51.1% of students did not change levels and 42.4% of students moved up one level.

Figure 2: Change in Placement for Math

Change in Placement for Students who Took TSI Assessment Multiple Times		Best Math Placement			
		ABE	Math 0361	Math 0362	College Level
First Math Placement	ABE	37	36	10	1
	Math 0361	0	138	94	40
	Math 0362	0	0	250	222
	College Level	0	0	0	3



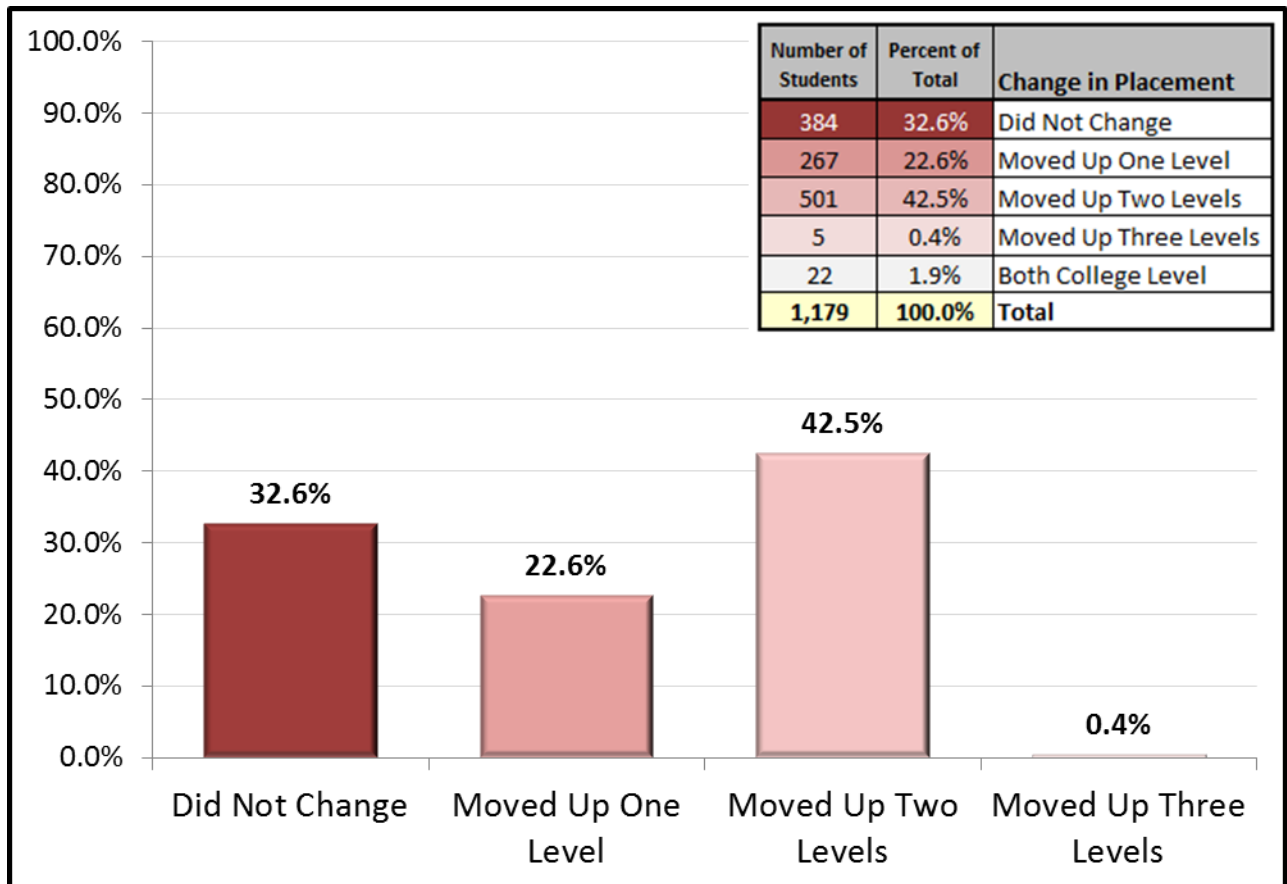
Source: ST Student Tests and ST Student Enrollment Data

Figure 3 Reading: Using the first row as an example, there were 21 students whose first placement was ABE and whose “Best Placement” was ABE. These students did not change placement levels. There were 44 students whose first placement was ABE and whose “Best Placement” was Reading 0361. These students moved up one level. There was one student whose first placement was ABE and whose “Best Placement” was INRW-0399. This student moved up two levels. There were five students whose placement was ABE and whose “Best Placement” was College Level. These students moved up three levels.

- Of the students who took the assessment multiple times (1,179), 32.6% of students did not change levels and 42.5% of students moved up two levels.

Figure 3: Change in Placement for Reading

Change in Placement for Students who Took TSI Assessment Multiple Times		Best Reading Placement			
		ABE	Reading 0361	INRW-0399	College Level
First Reading Placement	ABE	21	44	1	5
	Reading 0361	0	331	45	500
	INRW-0399	0	0	32	178
	College Level	0	0	0	22



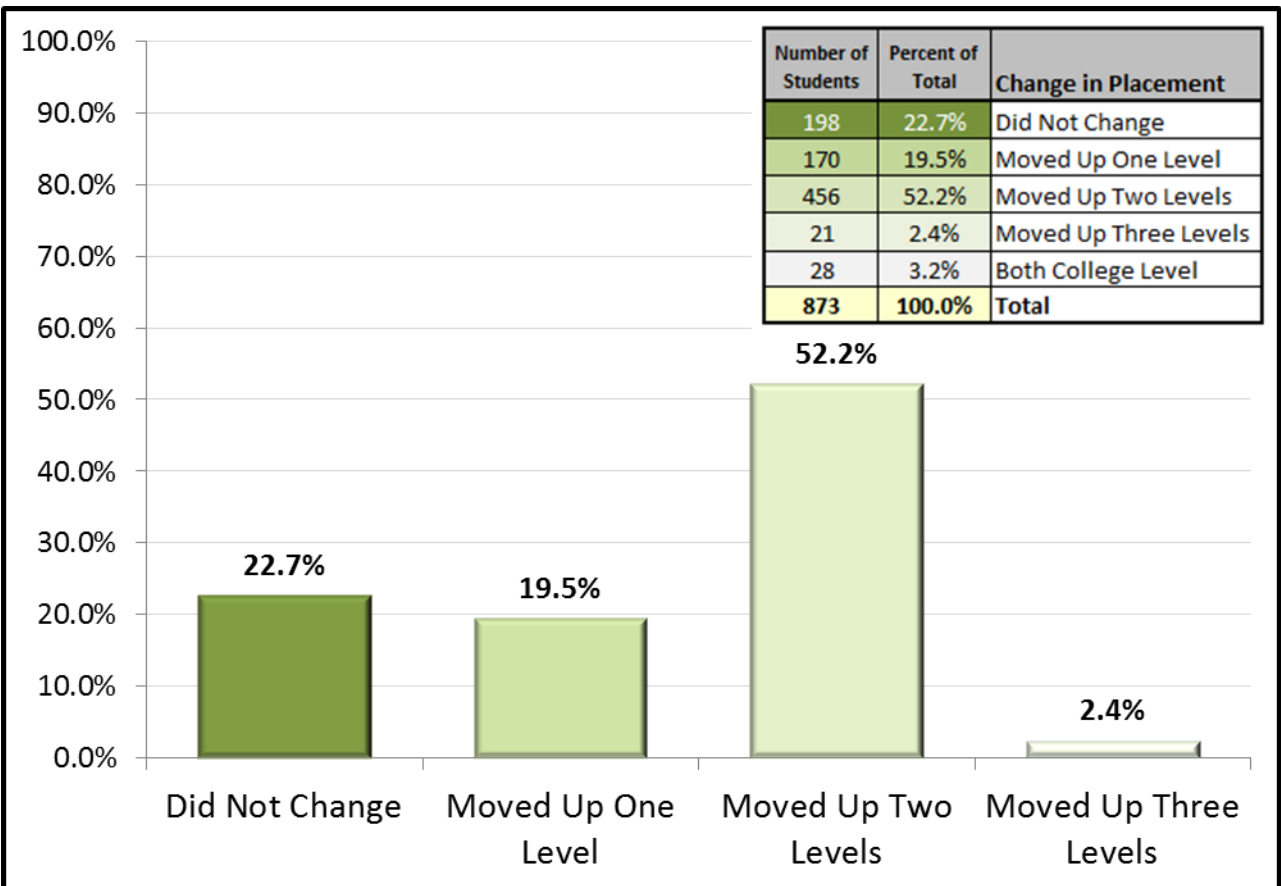
Source: ST Student Tests and ST Student Enrollment Data

Figure 4 Writing: Using the first row as an example, there were 37 students whose first placement was ABE and whose “Best Placement” was ABE. These students did not change placement levels. There were 18 students whose first placement was ABE and whose “Best Placement” was English 0324. These students moved up one level. There were no students whose first placement was ABE and whose “Best Placement” was INRW-0399. There were 21 students whose first placement was ABE and whose “Best Placement” was College Level. These students moved up three levels.

- Of the students who took the assessment multiple times (873), 22.7% of students did not change levels and 52.2% of students moved up two levels.

Figure 4: Change in Placement for Writing

Change in Placement for Students who Took TSI Assessment Multiple Times		Best Writing Placement			
		ABE	English 0324	INRW 0399	College Level
First Writing Placement	ABE	37	18	0	21
	English 0324	0	147	16	456
	INRW 0399	0	0	14	136
	College Level	0	0	0	28



Source: ST Student Tests and ST Student Enrollment Data