

IIR Corner

December 2015

In the eleventh issue of IIR Corner, first-term enrollments of first time in college (FTIC) students who were TSI liable were examined to investigate whether students enrolled in the appropriate courses to help fulfill their TSI requirements.

Noteworthy observations:

MATH: In 2013FL and 2014FL about **60.0%** of FTIC students who were TSI liable in math enrolled in bootcamp or developmental math.

READING: In 2013FL about **58.0%** of FTIC students who were TSI liable in reading enrolled in bootcamp or developmental reading, whereas in 2014FL about **46.0%** of FTIC students who were TSI liable in reading enrolled in bootcamp or developmental reading.

WRITING: In 2013FL about **57.0%** of FTIC students who were TSI liable in writing enrolled in bootcamp or developmental writing, whereas in 2014FL about **55.0%** of FTIC students who were TSI liable in writing enrolled in bootcamp or developmental writing.

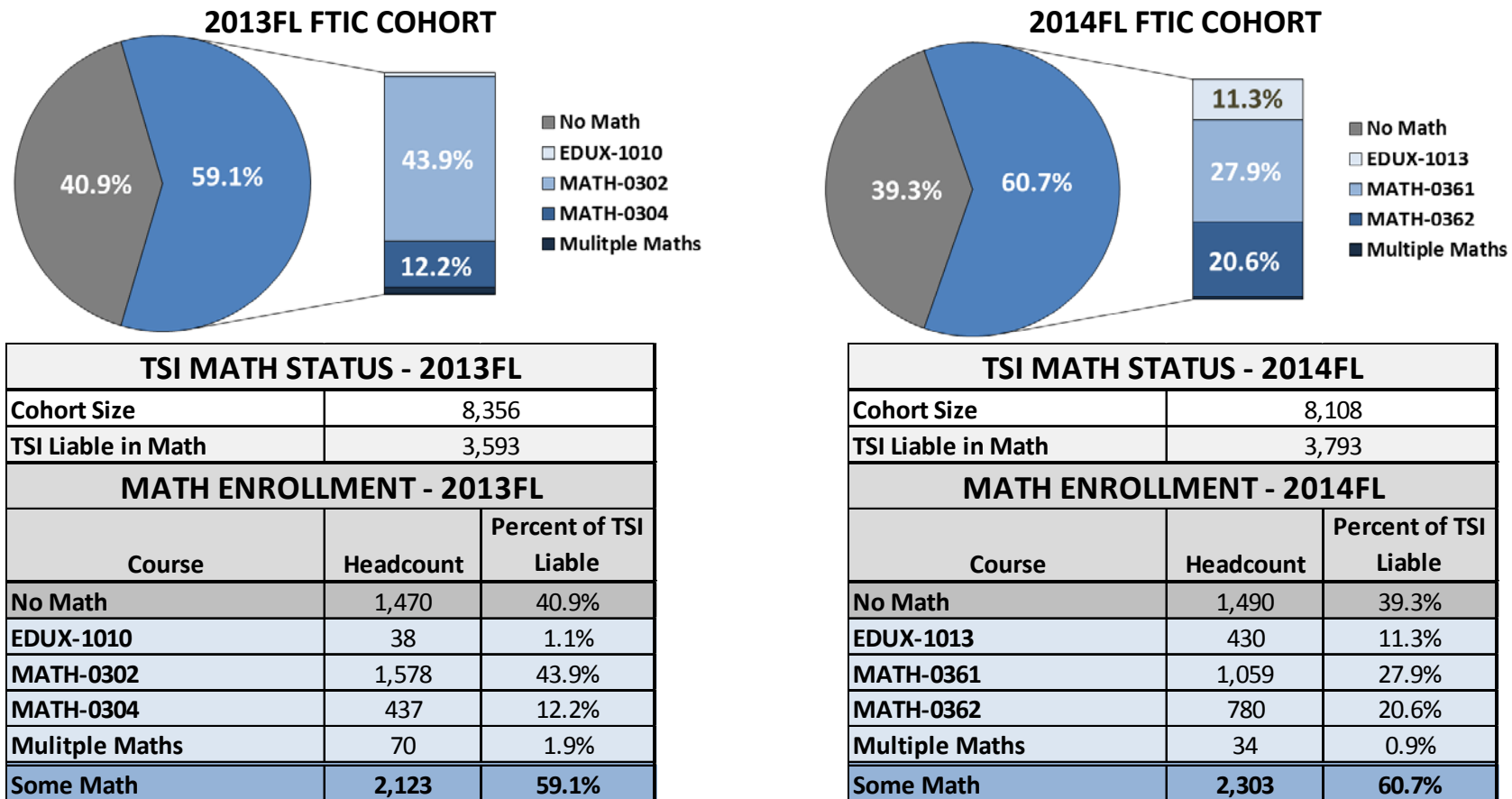
Team IIR



In Figure 1, first-term math enrollments (bootcamp and developmental) by FTIC students who were TSI liable in math were considered. In 2013FL, of the 8,356 FTIC students, there were 3,593 (43.0%) students who were TSI liable in math. For these TSI liable students, 1.1% enrolled in EDUX-1010, 43.9% enrolled in MATH-0302, 12.2% enrolled in MATH-0304, and 1.9% enrolled in multiple math courses. In total, 59.1% of students who were TSI liable in math enrolled in a math course aimed at helping the student meet his or her TSI math requirement.

In 2014FL, 46.8% of the FTIC cohort was TSI liable in math. Of these students (3,793), 60.7% enrolled in a math course (EDUX-1013, MATH-0361, MATH-0362). Roughly 11.0% of students were enrolled in the math bootcamp (EDUX-1013), and roughly 50.0% were enrolled in developmental math (MATH-0361, MATH-0362).

Figure 1: FTIC Students Liable in Math and Math Enrollment

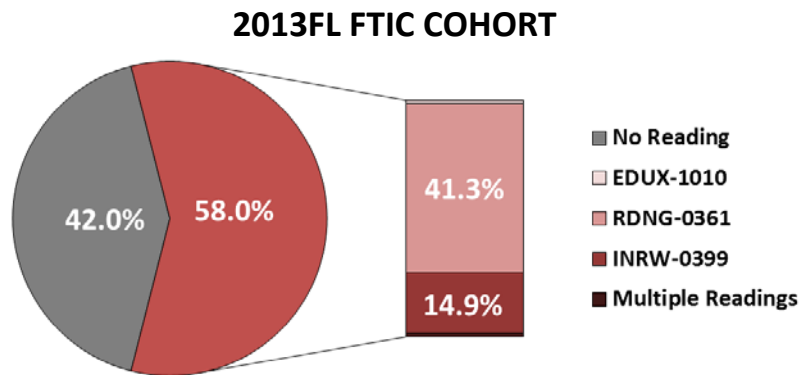


Source: ODR and ST Student Enrollment Data

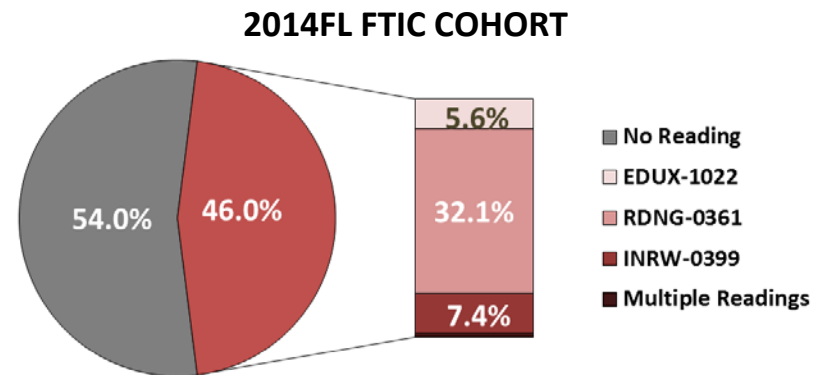
In Figure 2, first-term reading enrollments (bootcamp and developmental) by FTIC students who were TSI liable in reading were considered. In 2013FL, of the 8,356 FTIC students, there were 2,792 (33.4%) students who were TSI liable in reading. For these TSI liable students, 0.9% enrolled in EDUX-1010, 41.3% enrolled in RDNG-0361, 14.9% enrolled in INRW-0399, and 0.9% enrolled in multiple reading courses. In total, 58.0% of students who were TSI liable in reading enrolled in a reading course aimed at helping the student meet his or her TSI reading requirement.

In 2014FL, 29.5% of the FTIC cohort was TSI liable in reading. Of these students (2,392), 46.0% enrolled in a reading course (EDUX-1022, RDNG-0361, INRW-0399). Roughly 6.0% of students were enrolled in the reading bootcamp (EDUX-1022), and roughly 40.0% were enrolled in developmental reading (RDNG-0361, INRW-0399).

Figure 2: FTIC Students Liable in Reading and Reading Enrollment



TSI READING STATUS - 2013FL		
Cohort Size	8,356	
TSI Liable in Reading	2,792	
READING ENROLLMENT - 2013FL		
Course	Headcount	Percent of TSI Liable
No Reading	1,174	42.0%
EDUX-1010	24	0.9%
RDNG-0361	1,153	41.3%
INRW-0399	417	14.9%
Multiple Readings	24	0.9%
Some Reading	1,618	58.0%



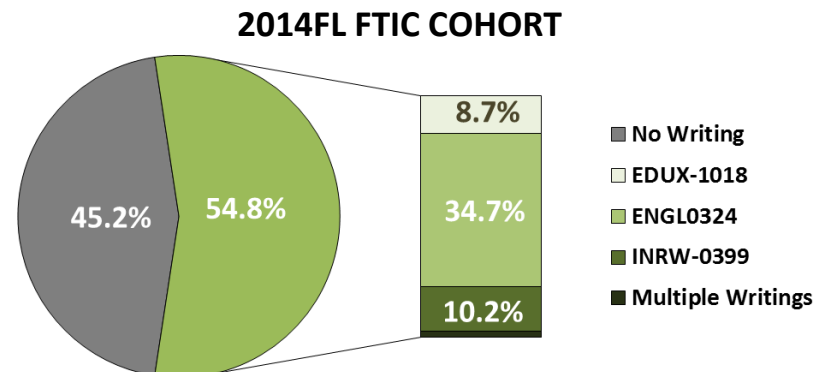
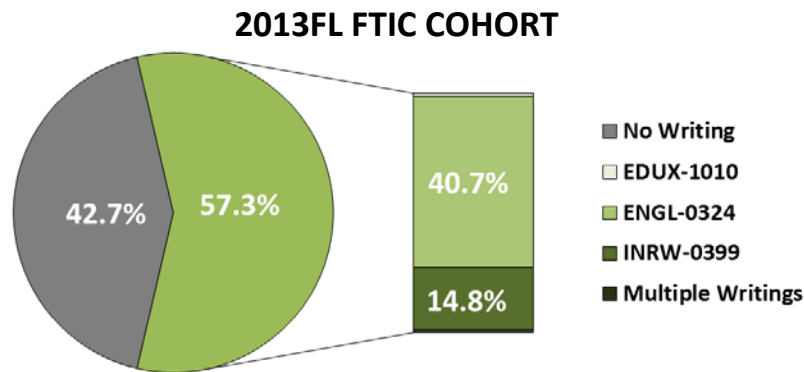
TSI READING STATUS - 2014FL		
Cohort Size	8,108	
TSI Liable in Reading	2,392	
READING ENROLLMENT - 2014FL		
Course	Headcount	Percent of TSI Liable
No Reading	1,292	54.0%
EDUX-1022	135	5.6%
RDNG-0361	767	32.1%
INRW-0399	178	7.4%
Multiple Readings	20	0.8%
Some Reading	1,100	46.0%

Source: ODR and ST Student Enrollment Data

In Figure 3, first-term writing enrollments (bootcamp and developmental) by FTIC students who were TSI liable in writing were considered. In 2013FL, of the 8,356 FTIC students, there were 2,740 (32.8%) students who were TSI liable in writing. For these TSI liable students, 0.9% enrolled in EDUX-1010, 40.7% enrolled in ENGL-0324, 14.8% enrolled in INRW-0399, and 0.8% enrolled in multiple writing courses. In total, 57.3% of students who were TSI liable in writing enrolled in a writing course aimed at helping the student meet his or her TSI writing requirement.

In 2014FL, 26.2% of the FTIC cohort was TSI liable in writing. Of these students (2,127), 54.8% enrolled in a writing course (EDUX-1018, ENGL-0324, INRW-0399). Roughly 9.0% of students were enrolled in the writing bootcamp (EDUX-1018), and roughly 45.0% were enrolled in developmental writing (ENGL-0324, INRW-0399).

Figure 3: FTIC Students Liable in Writing and Writing Enrollment



TSI WRITING STATUS - 2013FL		
Cohort Size	8,356	
TSI Liable in Reading	2,740	
WRITING ENROLLMENT - 2013FL		
Course	Headcount	Percent of TSI Liable
No Writing	1,170	42.7%
EDUX-1010	25	0.9%
ENGL-0324	1,116	40.7%
INRW-0399	406	14.8%
Multiple Writings	23	0.8%
Some Writing	1,570	57.3%

TSI WRITING STATUS - 2014FL		
Cohort Size	8,108	
TSI Liable in Reading	2,127	
WRITING ENROLLMENT - 2014FL		
Course	Headcount	Percent of TSI Liable
No Writing	961	45.2%
EDUX-1018	184	8.7%
ENGL0324	738	34.7%
INRW-0399	216	10.2%
Multiple Writings	28	1.3%
Some Writing	1,166	54.8%

Source: ODR and ST Student Enrollment Data