

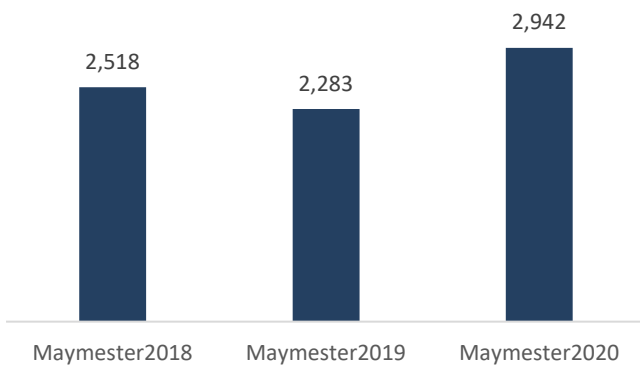
# EXECUTIVE SUMMARY: MAYMESTER 2020

Heightened interest in the effects of the pandemic on enrollment patterns emerged as a result of the COVID-19 pandemic. A summary of Maymester 2020 enrollment as well as a comparison to Maymester 2019 and 2018 enrollments are presented below.

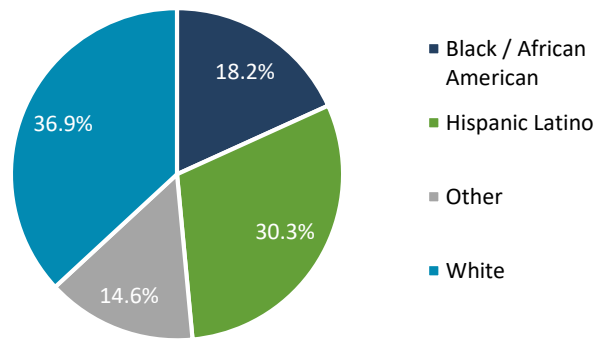
## Enrollment Comparison

In Maymester 2018, about 2,500 students enrolled in credit courses. Maymester 2019 had fewer students enrolled than 2018, at about 2,300. However, **Maymester 2020** increased from 2019 by about **30%** to a total of about **2,900 students** enrolled.

Maymester Comparison



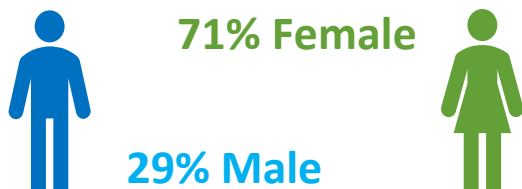
Maymester 2020 Ethnicity Breakdown



- The **top five courses** with the most enrollments made up about **30%** of Maymester 2020 enrollments.

## Maymester 2020 Enrollment Summary

- About **66%** of students in Maymester 2020 had been **enrolled in 2020SP**. Maymesters 2019 and 2018 had about 67% and 69% of returning students, respectively.
- About **12%** of students in Maymester 2020 had **withdrawn from a course in 2020SP**. Maymesters 2019 and 2018 had about 11% and 12% of returning students that withdrew from at least one course, respectively.



Top 5 Courses

