

IPEDS Completions Report

IPEDS Reporting Years

July 1, 2017 – June 30, 2018

July 1, 2018 – June 30, 2019

July 1, 2019 – June 30, 2020

July 1, 2020 – June 30, 2021

July 1, 2021 – June 30, 2022

Prepared by:
Office of Institutional Research
Tarrant County College District
February 2023

Table of Contents

Preface	3
Table 1. Degree Programs offered at TCCD	4
Completions by Award Type	5
Table 2. Completions by Award Type	5
Chart 1a. TCCD Completions by Award Type for 2017-18	5
Chart 1b. TCCD Completions by Award Type for 2018-19	6
Chart 1c. TCCD Completions by Award Type for 2019-20	6
Chart 1d. TCCD Completions by Award Type for 2020-21	6
Chart 1e. TCCD Completions by Award Type for 2021-22	6
Completions by Year	7
Chart 2. TCCD Completions by Reporting Year	7
Completions by Gender	8
Chart 3. TCCD Completions by Gender	8
Table 3. Completions by IPEDS Year & Award Type by Gender	9
Completions by Ethnicity	11
Chart 4a. TCCD Completions by Ethnicity for 2017-18	11
Chart 4b. TCCD Completions by Ethnicity for 2018-19	11
Chart 4c. TCCD Completions by Ethnicity for 2019-20	12
Chart 4d. TCCD Completions by Ethnicity for 2020-21	12
Chart 4e. TCCD Completions by Ethnicity for 2021-22	12
Table 4a. Completions by IPEDS Year & Award Type by Ethnicity	13
Table 4b. Completions by IPEDS Year & Award Type by Ethnicity-Percentages	15
Completions by Award Type by CIP Code & IPEDS Year	16
Table 5. Award Type = AA	16
Table 6. Award Type = AS	17
Table 7. Award Type = AAS	17
Table 8. Award Type = AAT	21
Table 9. Award Type = CE	21
Table 10. Award Type = CRT	22
Table 11. Award Type = FOS	27
Table 12. Award Type = CES	28
Table 13. Award Type = CAT	28
Table 14. Award Type = OSA	29
Table 15. Award Type = ALL	30

Preface

Tarrant County College District (TCCD) offers four associate degrees: the Associate of Arts (AA), the Associate of Science (AS), the Associate of Arts in Teaching (AAT), and the Associate of Applied Science (AAS). The AA and AS degree are intended to prepare students for transferring to a four-year college or university. Students seeking an AA degree may choose from the following degrees: (1) Associate of Arts, (2) Associate of Arts – Cornerstone Honors Program, (3) AA in Business (4) AA in Kinesiology, (5) AA in Music, or (6) AA in Visual Arts. These major distinctions are not indicated in the granting of the degree. Therefore, the degree is granted as an AA degree with the following exception: graduates of the Cornerstone Honors Program have the program name designated on the degree.

Students pursuing an AS degree may choose from the following degrees: (1) Associate of Science, (2) AS in Chemistry, (3) AS in Engineering, or (4) AS in Mathematics.

Students seeking an AAT degree can choose from these specializations: (1) Early Childhood through Grade 6, (2) Grades 4-8 and Early Childhood through Grade 12 Special Education, or (3) Grades 8-12 and Early Childhood through Grade 12 Other than Special Education. TCCD also offers two Associate of Arts in Teaching Cornerstone Honors degrees: (1) Grades 7-12 and Early Childhood through Grade 12 Special Education or (2) Grades 7-12 and Early Childhood through Grade 12 Other than Special Education. Graduates of the AAT program have the program designated on the degree.

Students pursuing an AAS degree may choose from more than sixty different programs of study. When the AAS degree is granted, the program of study is identified. For example, it may be an AAS in Nursing.

Many programs of study leading to the AAS degree also provide a well-defined certificate(s) of completion (CRT) requiring lesser length of study than the degree. TCCD also offers Field of Study (FOS), Occupational Skills Award (OSA), Enhanced Skills Certificate (CES), and Advanced Technical Certificate (CAT) credentials as well as Continuing Education (CE) certificates of completion. A summary of the degree programs offered at TCCD is presented in Table 1.

Table 1. Degree Programs offered at TCCD	
Associate of Arts	Program not specified, except for Cornerstone Honors Program
Associate of Science	Program not specified
Associate of Arts in Teaching	Program specified
Associate of Applied Science	Program specified
Certificate of Completion - Credit	Program specified – technical, Field of Study (FOS), Occupational Skills Award (OSA), Enhanced Skills Certificate (CES), or Advanced Technical Certificate (CAT)
Certificate of Completion - Continuing Education, Non-credit	Program specified

Annually, TCCD files reports at the federal level with the Integrated Postsecondary Educational Data Systems (IPEDS). One report, *Completions*, identifies the number of completers by award level as listed above, and by Classification of Instructional Program (CIP), program name, gender, and ethnicity. This report presents data from the recently submitted 2022 IPEDS *Completions* report as well as data from the past four IPEDS *Completions* reports.

Federal vs. State Reporting

Differences exist between federal reporting (IPEDS) and state reporting to the Texas Higher Education Coordinating Board (THECB). One difference is in the period covered by the two types of reporting. For IPEDS *Completions*, the period is defined as July 1 through June 30, whereas for the graduate report to THECB, the period is an academic year, September 1 through August 31. Also, minor differences in the data may exist because data are provided for federal reporting prior to certification of state reports. Edits or corrections during the certification process for state reports are not reflected in the already filed federal report.

Completions by Award Type

During the past five IPEDS reporting periods, TCCD awarded 40,436 degrees and certificates.

Table 2 shows the number of completions by award type for each year and Charts 1a through 1e display the percent of completions by award type for the five reporting years.

Table 1. Completions by Award Type

AWARD TYPE	IPEDS YEAR					Grand Total
	2017-18	2018-19	2019-20	2020-21	2021-22	
AA	3,870	4,267	4,321	4,553	4,116	21,127
AAS	1,230	1,337	1,172	1,247	1,345	6,331
AAT	123	118	144	127	108	620
AS	249	280	294	299	250	1,372
CAT	13	30	29	56	40	168
CE	80	11	62		65	218
CES	11	13	17	7	12	60
CRT	1,913	2,232	1,624	1,884	1,577	9,230
FOS	207	250	22	87		566
OSA	116	314	48	266		744
Grand Total	7,812	8,852	7,733	8,526	7,513	40,436

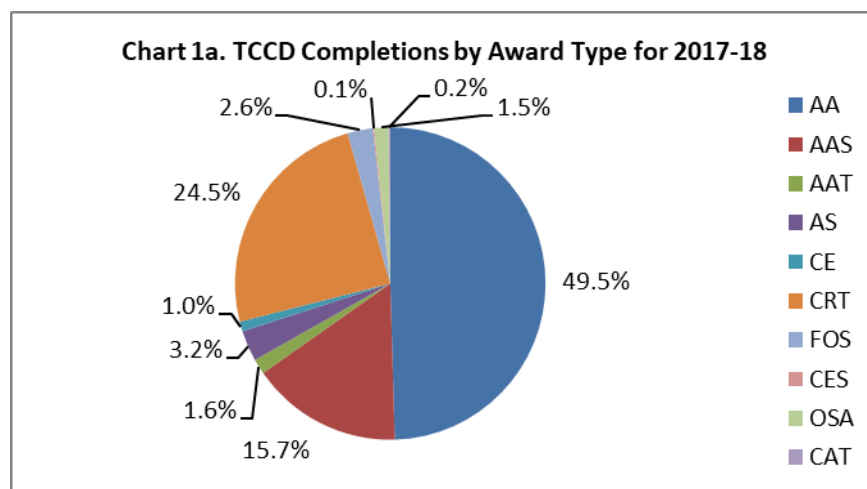


Chart 1b. TCCD Completions by Award Type for 2018-19

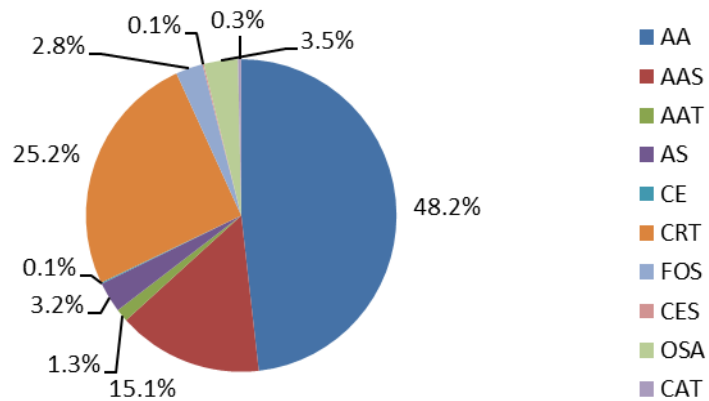


Chart 1c. TCCD Completions by Award Type for 2019-20

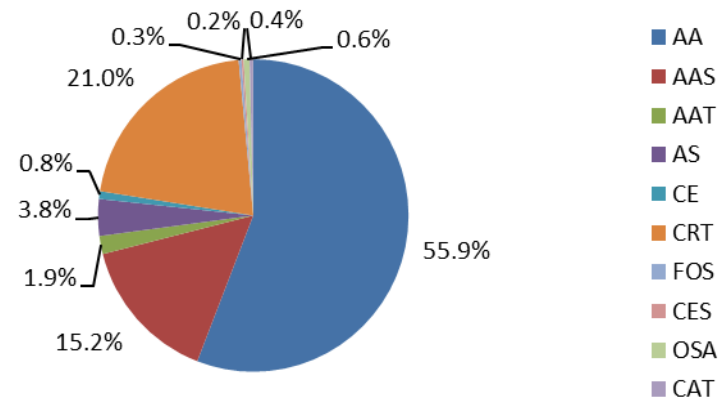


Chart 1d. TCCD Completions by Award Type for 2020-21

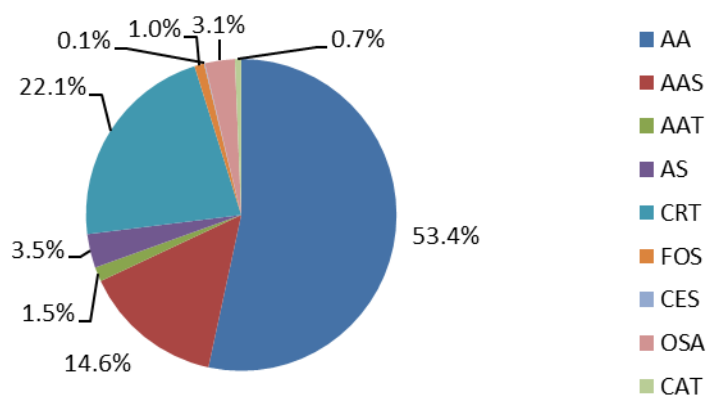
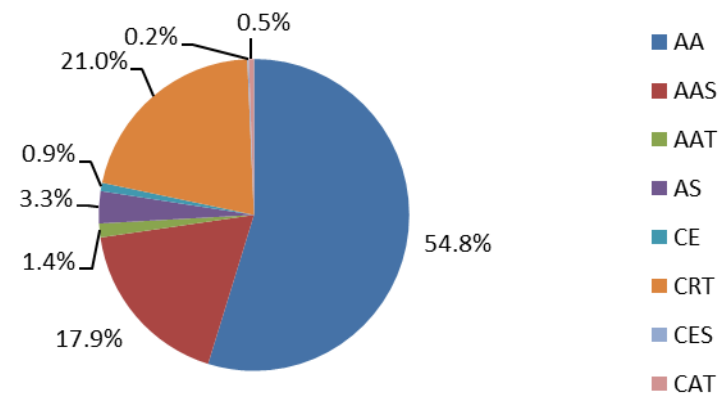
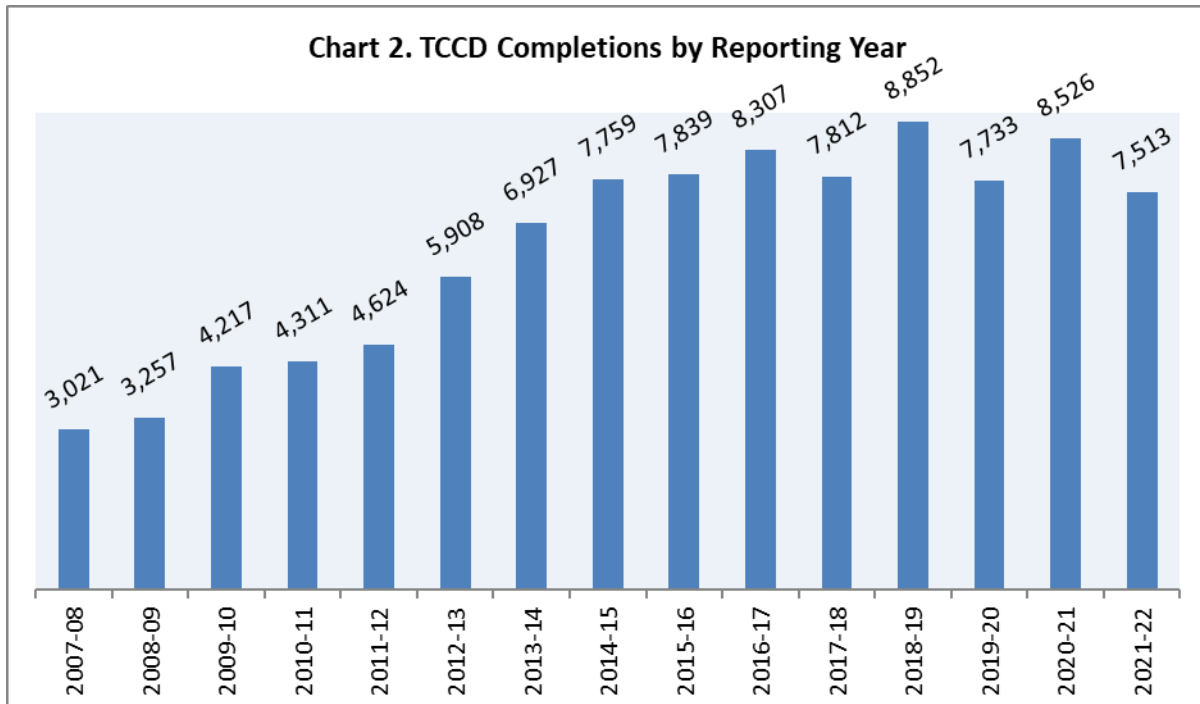


Chart 1e. TCCD Completions by Award Type for 2021-22



Completions by Year

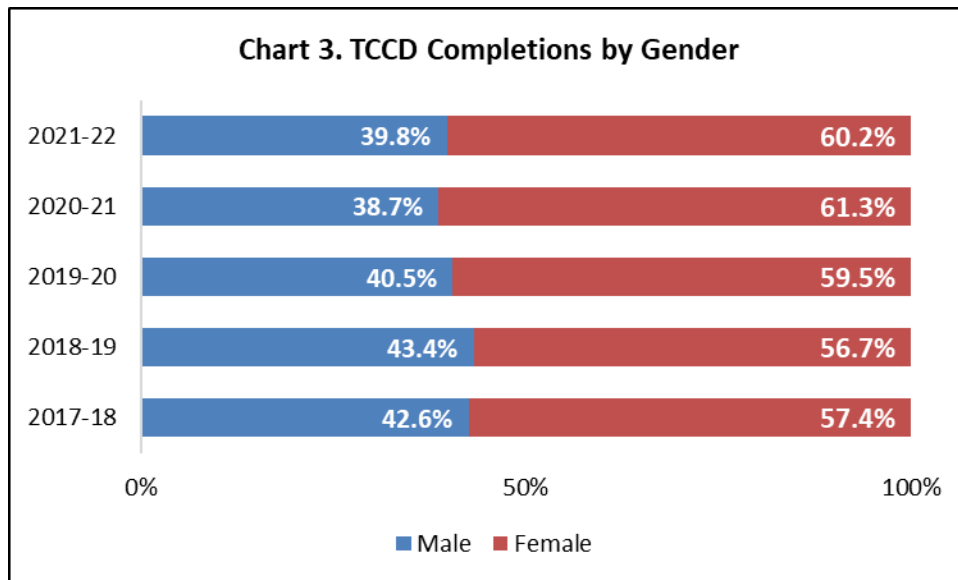
The number of completions reported in 2022 is 149%, $[(7,513-3,021)/3,021]$, greater than the number reported in 2008. Chart 2 presents the number of TCCD completions for the past fifteen reporting years.



Please note: Reporting Year is defined as July 1 through June 30 for IPEDS.

Completions by Gender

TCCD's 2022 Fall student body by headcount is 58.4% female and 41.6% male¹. During the past five IPEDS reporting years, the proportion of females completing is approximately the same as the proportion of females in the student body. Below, Chart 3 displays the gender composition of completions for the five reporting years.



During the five reporting periods, females received more degrees (AA, AAS, and AAT) than males, while males received more CE certificates and credit (CRT) certificates than females. The number and percentage of awards by gender are shown in Table 3.

¹ Source: TCCD 2022 Fall Statistical Handbook

Table3. Completions by IPEDS Year & Award Type by Gender

AWARD TYPE	GENDER		Grand Total	GENDER		Grand Total
	Male	Female		Male	Female	
2017-18	3,331	4,481	7,812	42.6%	57.4%	100.0%
AA	1,327	2,543	3,870	34.3%	65.7%	100.0%
AAS	553	677	1,230	45.0%	55.0%	100.0%
AAT	13	110	123	10.6%	89.4%	100.0%
AS	146	103	249	58.6%	41.4%	100.0%
CE	50	30	80	62.5%	37.5%	100.0%
CRT	1,074	839	1,913	56.1%	43.9%	100.0%
FOS	99	108	207	47.8%	52.2%	100.0%
CES	11		11	100.0%	0.0%	100.0%
OSA	56	60	116	48.3%	51.7%	100.0%
CAT	2	11	13	15.4%	84.6%	100.0%
2018-19	3,838	5,014	8,852	43.4%	56.7%	100.0%
AA	1,487	2,780	4,267	34.8%	65.2%	100.0%
AAS	570	767	1,337	42.6%	57.4%	100.0%
AAT	11	107	118	9.3%	90.7%	100.0%
AS	157	123	280	56.1%	43.9%	100.0%
CE	10	1	11	90.9%	9.1%	100.0%
CRT	1,263	969	2,232	56.6%	43.4%	100.0%
FOS	119	131	250	47.6%	52.4%	100.0%
CES	10	3	13	76.9%	23.1%	100.0%
OSA	203	111	314	64.6%	35.4%	100.0%
CAT	8	22	30	26.7%	73.3%	100.0%
2019-20	3,134	4,599	7,733	40.5%	59.5%	100.0%
AA	1,480	2,841	4,321	34.3%	65.7%	100.0%
AAS	505	667	1,172	43.1%	56.9%	100.0%
AAT	11	133	144	7.6%	92.4%	100.0%
AS	164	130	294	55.8%	44.2%	100.0%
CE	41	21	62	66.1%	33.9%	100.0%
CRT	884	740	1,624	54.4%	45.6%	100.0%
FOS	9	13	22	40.9%	59.1%	100.0%
CES	14	3	17	82.4%	17.6%	100.0%
OSA	18	30	48	37.5%	62.5%	100.0%
CAT	8	21	29	27.6%	72.4%	100.0%

Table3. Completions by IPEDS Year & Award Type by Gender cont.

GENDER				GENDER		
AWARD TYPE	Male	Female	Grand Total	Male	Female	Grand Total
2020-21	3,300	5,226	8,526	38.7%	61.3%	100.0%
AA	1,476	3,077	4,553	32.4%	67.6%	100.0%
AAS	509	738	1,247	40.8%	59.2%	100.0%
AAT	10	117	127	7.9%	92.1%	100.0%
AS	149	150	299	49.8%	50.2%	100.0%
CRT	1,011	873	1,884	53.7%	46.3%	100.0%
FOS	29	58	87	33.3%	66.7%	100.0%
CES	7		7	100.0%	0.0%	100.0%
OSA	100	166	266	37.6%	62.4%	100.0%
CAT	9	47	56	16.1%	83.9%	100.0%
2021-22	2,988	4,525	7,513	39.8%	60.2%	100.0%
AA	1,348	2,768	4,116	32.8%	67.2%	100.0%
AAS	555	790	1,345	41.3%	58.7%	100.0%
AAT	8	100	108	7.4%	92.6%	100.0%
AS	136	114	250	54.4%	45.6%	100.0%
CE	46	19	65	70.8%	29.2%	100.0%
CRT	877	700	1,577	55.6%	44.4%	100.0%
CES	11	1	12	91.7%	8.3%	100.0%
CAT	7	33	40	17.5%	82.5%	100.0%
Grand Total	16,591	23,845	40,436	41.0%	59.0%	100.0%

Completions by Ethnicity

On a five-year average, 38.2% of the completions were White, higher than TCCD's Fall 2022 student body population of Whites (28.0%)². Hispanic/Latino and Black or African American had 31.8% and 17.1% of the completions, respectively, during this time; slightly lower than Hispanic/Latino (36.9%) but comparable to Black or African American (17.3%)³ population in Fall 2022. Charts 4a through 4e show the ethnic breakdown of completions by percent and Tables 4a and 4b provide the number of completions by award type and ethnicity.

Chart 4a. TCCD Completions by Ethnicity for 2017-18

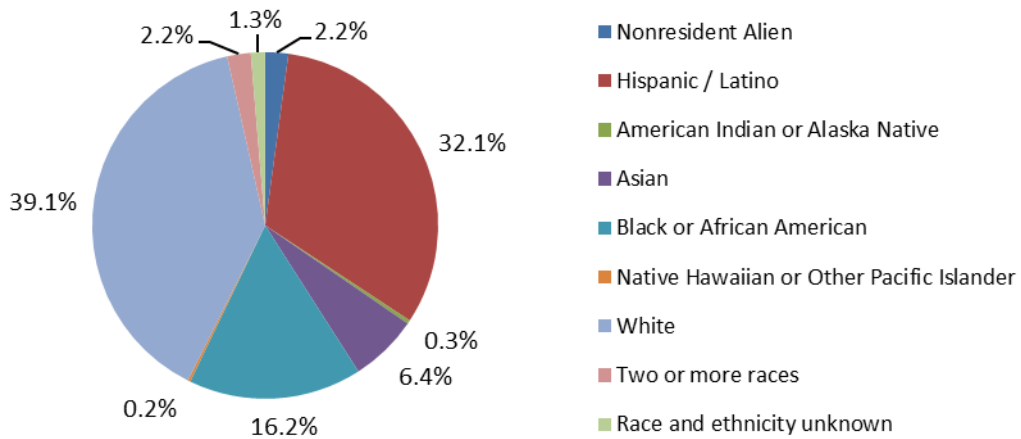
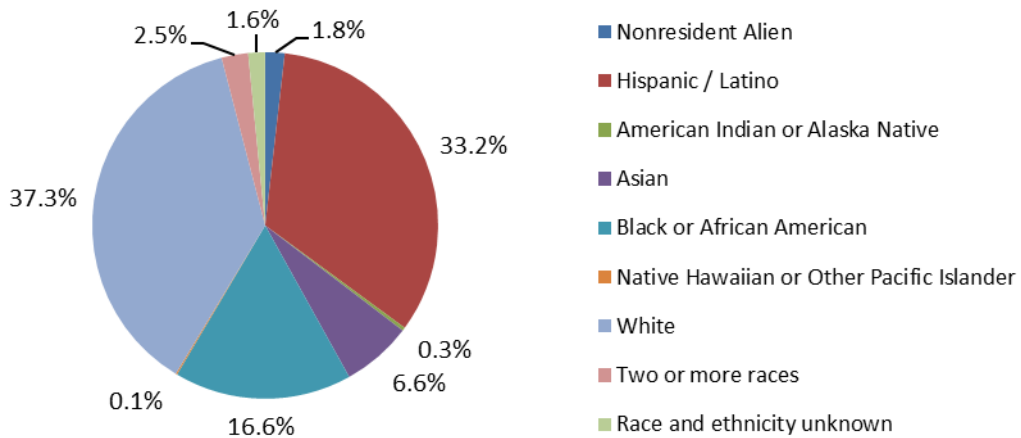


Chart 4b. TCCD Completions by Ethnicity for 2018-19



² Source: TCCD 2022 Fall Statistical Handbook

³ Source: TCCD 2022 Fall Statistical Handbook

Chart 4c. TCCD Completions by Ethnicity for 2019-20

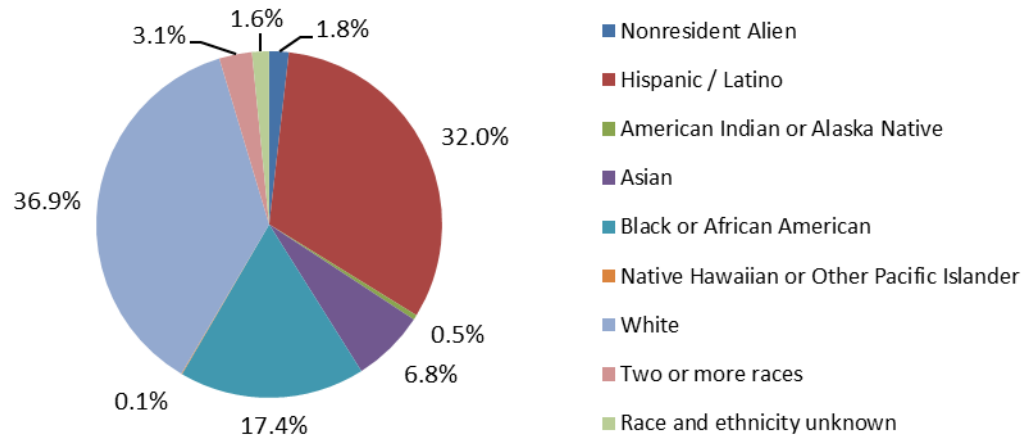


Chart 4d. TCCD Completions by Ethnicity for 2020-21

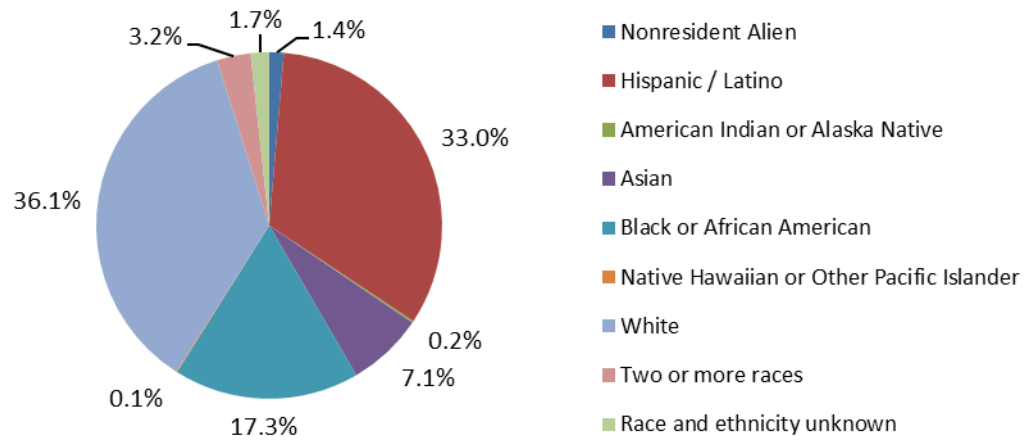


Chart 4e. TCCD Completions by Ethnicity for 2021-22

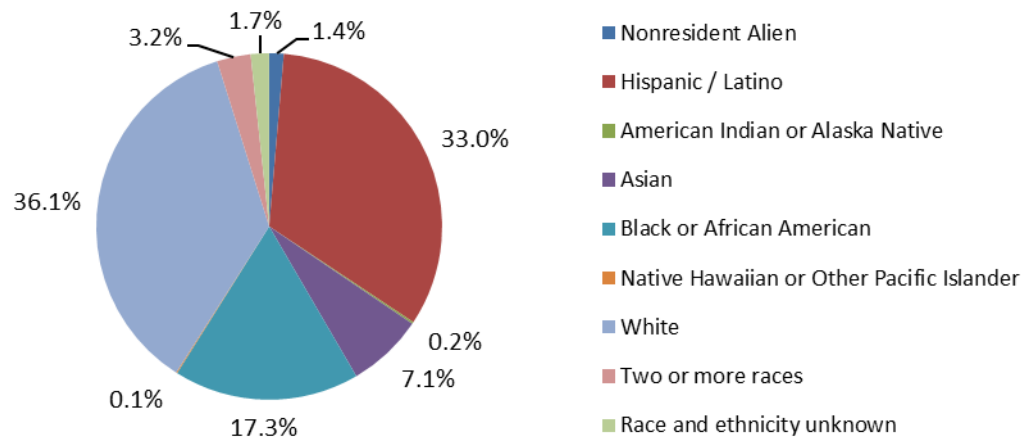


Table 4a. Completions by IPEDS Year & Award Type by Ethnicity

AWARD TYPE	ETHNICITY									Grand Total
	Nonresident Alien	Hispanic / Latino	American Indian or Alaska Native	Asian	Black or African American	Native Hawaiian or Other Pacific Islander	White	Two or more races	Race and ethnicity unknown	
2017-18	112	2,239	43	504	1,404	12	3,239	167	92	7,812
AA	56	1,306	13	224	679	5	1,446	99	42	3,870
AAS	14	241	8	79	223	3	627	16	19	1,230
AAT		54		5	11		50		3	123
AS	15	70	2	34	30		90	5	3	249
CE		26		2	5	1	42	2	2	80
CRT	21	442	20	129	401	3	839	36	22	1,913
FOS	3	70		20	34		75	5		207
CES		2					8		1	11
OSA	3	26		11	19		53	4		116
CAT		2			2		9			13
2018-19	191	2,840	30	563	1,434	21	3,460	195	118	8,852
AA	80	1,597	12	252	669	8	1,501	98	50	4,267
AAS	33	328	5	76	224	2	619	30	20	1,337
AAT	2	50	1	4	14	1	42	2	2	118
AS	12	93	1	43	33	1	86	3	8	280
CE		3		1			6		1	11
CRT	56	547	9	130	408	8	1,003	42	29	2,232
FOS	4	94	1	32	30	1	75	9	4	250
CES		2			1		8	1	1	13
OSA	4	118	1	23	46		110	10	2	314
CAT		8		2	9		10		1	30

Table 4a. Completions by IPEDS Year & Award Type by Ethnicity cont.

AWARD TYPE	ETHNICITY									Grand Total
	Nonresident Alien	Hispanic / Latino	American Indian or Alaska Native	Asian	Black or African American	Native Hawaiian or Other Pacific Islander	White	Two or more races	Race and ethnicity unknown	
2019-20	140	2,571	24	507	1,283	11	2,883	192	122	7,733
AA	62	1,674	13	268	717	8	1,406	120	53	4,321
AAS	33	271	2	81	194	1	549	27	14	1,172
AAT		71		2	14		53	3	1	144
AS	12	103	2	45	29		83	8	12	294
CE		12		1	3		32	2	12	62
CRT	32	404	6	102	305	2	713	31	29	1,624
FOS		10		2	5		5			22
CES	1	4	1				10	1		17
OSA		14		3	12		18		1	48
CAT		8		3	4		14			29
2020-21	155	2,725	39	581	1,480	7	3,142	261	136	8,526
AA	61	1,787	23	299	727	7	1,442	136	71	4,553
AAS	29	297	6	85	242		543	32	13	1,247
AAT		55	1	7	9		47	3	5	127
AS	17	88	1	37	38		102	11	5	299
CRT	42	390	5	127	372		849	63	36	1,884
FOS		23	1	5	21		35	2		87
CES		2		1			3	1		7
OSA	6	71	1	16	60		99	9	4	266
CAT		12	1	4	11		22	4	2	56

Table 4a. Completions by IPEDS Year & Award Type by Ethnicity cont.

AWARD TYPE	ETHNICITY									Grand Total
	Nonresident Alien	Hispanic / Latino	American Indian or Alaska Native	Asian	Black or African American	Native Hawaiian or Other Pacific Islander	White	Two or more races	Race and ethnicity unknown	
2021-22	102	2,476	13	534	1,303	8	2,711	237	129	7,513
AA	40	1,594	9	270	726	6	1,266	145	60	4,116
AAS	28	332	1	104	239	1	578	38	24	1,345
AAT		48	1	5	7		42	3	2	108
AS	6	65		48	28		90	8	5	250
CE		15		1	6		40	3		65
CRT	28	405	2	102	292	1	672	40	35	1,577
CES				1	1		8		2	12
CAT		17		3	4		15		1	40
Grand Total	700	12,851	149	2,689	6,904	59	15,435	1,052	597	40,436

Table 4b. Completions by IPEDS Year & Award Type by Ethnicity - Percentages

	ETHNICITY									Grand Total
	Nonresident Alien	Hispanic / Latino	American Indian or Alaska Native	Asian	Black or African American	Native Hawaiian or Other Pacific Islander	White	Two or more races	Race and ethnicity unknown	
2017-18 Total	1.4%	28.7%	0.6%	6.5%	18.0%	0.2%	41.5%	2.1%	1.2%	100.0%
2018-19 Total	2.2%	32.1%	0.3%	6.4%	16.2%	0.2%	39.1%	2.2%	1.3%	100.0%
2019-20 Total	1.8%	33.2%	0.3%	6.6%	16.6%	0.1%	37.3%	2.5%	1.6%	100.0%
2020-21 Total	1.8%	32.0%	0.5%	6.8%	17.4%	0.1%	36.9%	3.1%	1.6%	100.0%
2021-22 Total	1.4%	33.0%	0.2%	7.1%	17.3%	0.1%	36.1%	3.2%	1.7%	100.0%
Grand Total	1.7%	31.8%	0.4%	6.7%	17.1%	0.1%	38.2%	2.6%	1.5%	100.0%

Completions by Award Type by CIP Code & IPEDS Year

TCCD currently offers more than sixty programs leading to the Associate of Applied Science (AAS) degree. Within the AAS programs, credit certificates of completion are offered and are typically one year in length or less. TCCD's Catalog has a complete listing of programs and certificates offered.

A student may be awarded a degree or certificate of completion in any program listed in the College Catalog over the five-year period preceding the award. Therefore, some awards reported do not match in title to the current listing in the TCCD Catalog.

Tables 5 through 15 show the number of completions by award type, CIP Code, and IPEDS Reporting Year. Program description is also given.

Table 5. Award Type = AA by CIP Code & IPEDS Year

AWARD TYPE		AA				
CIP CODE	IPEDS YEAR					Grand Total
	2017-18	2018-19	2019-20	2020-21	2021-22	
24.0102	3,862	4,254	4,311	4,541	4,104	21,072
Associate of Arts	3,656	3,969	4,050	4,200	3,789	19,664
Business	113	187	174	247	241	962
Cornerstone Honors	46	30	24	18	9	127
Visual Arts	20	26	30	30	24	130
Kinesiology	27	42	33	46	41	189
50.0901	8	13	10	12	12	55
Music	8	13	10	12	12	55
Grand Total	3,870	4,267	4,321	4,553	4,116	21,127

Table 6. Award Type = AS by CIP Code & IPEDS Year

AWARD TYPE		AS				
IPEDS YEAR						
CIP CODE	2017-18	2018-19	2019-20	2020-21	2021-22	Grand Total
14.0101	27	22	30	23	23	125
Civil Engineering	4	1	1	1		7
Electrical Engineering	1	2				3
Mechanical Engineering	13	10	4	1		28
Engineering	5	6	25	20	23	79
Industrial Engineering	4	3		1		8
24.0102	222	258	264	276	227	1,247
Associate of Science	204	236	245	253	209	1,147
Chemistry	12	14	14	13	11	64
Mathematics	6	8	5	10	7	36
Grand Total	249	280	294	299	250	1,372

Table 7. Award Type = AAS by CIP Code & IPEDS Year

AWARD TYPE	AAS					
IPEDS YEAR						
CIP CODE	2017-18	2018-19	2019-20	2020-21	2021-22	Grand Total
01.0601	6	11	17	13	7	54
Horticulture	6	11	17	13	7	54
10.0202	13	13	13	13	15	67
Radio, Television and Film	13	13	13	13	15	67
10.0305	20	20	26	20	21	107
Graphic Communication	20	20	26	20	21	107
11.0101	122	115	96	99	81	513
Network Support	46	47	29	46	19	187
Programming	24	19	26	25	36	130
Web and Internet Services	10	12	5	8	12	47
Game & Simulation Programming	10	3	2	1		16
Security	29	26	27	14	2	98
Game SIM & Animation Design	3	8	7	5	12	35
11.0901	6	6	8	7	2	29
Convergence Tech - Cloud Tech	3	3	3	6		15

Convergence Tech Info Assuranc	3	3	5	1	2	14
11.1003			40	80	82	202
Cybersecurity			40	80	82	202
12.0503	25	16	10	14	13	78
Culinary Arts	25	16	10	14	13	78
15.0101	1	2	1	2	1	7
Architectural Technology	1	2	1	2	1	7
15.0303	19	29	14	6	8	76
Elec Tech-Computer Hardware	7	4	1		1	13
Elec Tech-Engineering Tech	1	1	1		2	5
Elec Tech-Elec & Telecomm		6	3	1		10
Elec Tech-Robotics/Automation	11	17	8	4	3	43
Elec Tech - Renewable Energy		1	1		1	3
Industrial Maintenance				1		1
Industrial Technician					1	1
15.0501	19	29	23	14	17	102
HVAC Commercial Technician	8	5	3			16
HVAC Residential Technician	5	3	1			9
Residential HVAC/R Technician	5	13	7	10	10	45
HVAC Refrigeration Technician	1	1				2
Commercial HVAC/R Technician		7	12	4	7	30
15.0701	6	8	12	8	5	39
Occup Safety & Environ Tech	6	8	12	8	5	39
15.1001	17	21	16	16	13	83
Construction Management Tech	17	21	16	16	13	83
15.1301	20	12	20	25	10	87
CAD - Building Technology	7		1			8
CADD-Manufacturing Technology	12	10	11	18	4	55
CADD - Civil Technology	1	1				2
CADD Building / Civil Tech		1	8	7	6	22
16.1603	20	18	22	22	13	95
Sign Language Interpreting	20	18	22	22	13	95
19.0706	15	22	15	17	23	92
Child Development	15	22	15	17	23	92
22.0302	28	39	34	37	35	173
Paralegal Studies	28	39	34	37	35	173
25.0301	10	15	9	7	8	49
Library Technician	10	15	9	7	8	49
43.0104	42	58	46	42	36	224
Criminal Justice	42	58	46	42	36	224
43.0201	7	7	11	10	8	43
Fire Protection Technology	7	7	11	10	8	43
45.0702	2	2	3	1	2	10

Geographic Info Systems	2	2	3	1	2	10
46.0303					1	1
Electrical Line Technician					1	1
47.0603	3	4	5	4	3	19
Automotive Collision Repair	3	4	5	4	3	19
47.0604	24	27	20	16	25	112
Automotive Service Technology	24	27	13	14	16	94
Toyota Technician Educ Netw			7	2	9	18
47.0607	41	32	32	21	50	176
Airframe Maint & Avionics Tech	1					1
Aviation Maintenance Airframe	40	32	32	21	50	175
47.0608	44	30	27	18	46	165
Aviation Maintenance Tech	9	2	2			13
Aviation Maintenance Powerplan	35	28	25	18	46	152
48.0508	18	19	13	7	17	74
Welding Technology	18	19	13	7	17	74
49.0102	11	5	15	12	37	80
Professional Pilot Airplane	11	5	15	9	17	57
Professional Pilot				3	20	23
51.0602	20	17	21	21	23	102
Dental Hygiene	20	17	21	21	23	102
51.0707	8	15	8	7	5	43
Health Information Technology	8	15	8	7	5	43
51.0806	27	25	20	1	39	112
Physical Therapist Assistant	27	25	20	1	39	112
51.0809			5			5
Anesthesia Technology			5			5
51.0904	15	16	18	10	8	67
Emergency Medical Services	15	16	18	10	8	67
51.0905			7	10	8	25
Nuclear Medicine			7	10	8	25
51.0908	16	16	14	15	12	73
Respiratory Care	16	16	14	15	12	73
51.0909			14	20	17	51
Surgical Technology			14	20	17	51
51.0910		11	10	10	10	41
Diagnostic Medical Sonography		11	10	10	10	41
51.0911	20	23	20	27	22	112
Radiologic Technology	20	23	20	27	22	112
51.1501				9	16	25
Mh Substance Abuse Counseling				9	16	25
51.1502	33	24	16	19	11	103
Mental Health Substance Abuse	28	17	7	4		56

Mental Health & Human Services	5	7	9	15	11	47
51.3103	5	10	1	6	9	31
Dietetic Technician	5	10	1	6	9	31
51.3801	263	309	245	276	342	1,435
Nursing	263	309	245	276	342	1,435
52.0201	225	235	170	212	153	995
Bus Adm-Fashion Merchandising	2	6	3	7	1	19
Bus Admin - Business	93	75	46	51	53	318
Bus Admin - Management	65	62	49	76	43	295
Bus Admin - Marketing	10	9	10	14	10	53
Bus Adm-Software Applications	1					1
Busines Admin-Accounting Asst	25	44	30	24	19	142
Entrepreneur & Small Bus Mgt	25	34	25	24	19	127
Office Technology Professional	3	5	7	16	8	39
Bus Adm-Postal Service Admin	1					1
52.0209	19	22	11	17	13	82
Logistics & Supply Chain Mgt	19	22	11	17	13	82
52.0302	23	31	21	26	43	144
Accounting Information Mngmnt	23	31	21	26	43	144
52.0901	8	9	11	8	13	49
Hotel and Restaurant Admin	6	3	2	2		13
Planning & Group Management	2	1		1	2	6
HospitalityTravel/Tourism Mgt		1	5	1	4	11
Foodservice Management		4	1	3	2	10
Meet & Evnt Plan/Conv Grp Mgt			2		4	6
Travel/Tourism/Event			1	1	1	3
52.1001				5	15	20
Human Resources Management				5	15	20
52.1501	9	14	12	17	7	59
Real Estate	9	14	12	17	7	59
Grand Total	1,230	1,337	1,172	1,247	1,345	6,331

Table 8. Award Type = AAT by CIP Code & IPEDS Year

AWARD TYPE		AAT				
IPEDS YEAR						
CIP CODE	2017-18	2018-19	2019-20	2020-21	2021-22	Grand Total
13.1205	24	24	24	15	20	107
8-12 EC-12 Other than Spec Ed	24	22	23	15	20	104
Cornerstone Honors		2	1			3
13.1206	5	11	15	10	13	54
4-8 EC-12 Special Education	5	11	15	10	13	54
13.1210	94	83	105	102	75	459
E-6	94	83	105	102	75	459
Grand Total	123	118	144	127	108	620

Table 9. Award Type = CE by CIP Code & IPEDS Year

AWARD TYPE		CE			
IPEDS YEAR					
CIP CODE	2017-18	2018-19	2019-20	2021-22	Grand Total
01.8301				3	3
Veterinary/animal Health Tech				3	3
15.0701	1	6			7
Occup Health & Safety Tech	1	6			7
43.0107	10		22	52	84
Basic Peace Officer Crtfctn	10		22	52	84
43.0203	39	3	25	1	68
Basic Firefighter	39	3	25	1	68
51.0601	11		8		19
Dental Assisting	11		8		19
51.3501	19	1	7	9	36
Massage Therapy	19	1	7	9	36
52.0203		1			1
Railroad Dispatcher		1			1
Grand Total	80	11	62	65	218

Table 10. Award Type = CRT by CIP Code & IPEDS Year

AWARD TYPE		CRT				
CIP CODE	IPEDS YEAR					Grand Total
	2017-18	2018-19	2019-20	2020-21	2021-22	
01.0601	11	38	31	32	9	121
Horticulture	6	17	14	17	5	59
Plant Protection Specialist	1	3				4
Plant Health Specialist	4	17	15	14	3	53
Horticulture Business Mgmt		1	2	1	1	5
10.0202	23	19	30	36	5	113
Audio Production			2	3		5
Video Production		1	5	3	1	10
Cinematography			7	7	1	15
Digital Media Production	23	18	16	10		67
Sound Recording Tech				7	2	9
Multimedia Production				6	1	7
10.0301	15	12	20	8	7	62
Photographic Retouching	15	12	20	8	7	62
10.0303	17	22	28	22	12	101
Computer Graphics	17	22	28	22	12	101
11.0101	319	414	206	273	234	1,446
Cisco Support	57	61	30	31	18	197
Information Technology Support	71	198	68	112	101	550
Programming I	27	37	30	48	23	165
Security I	39	18	12	4	8	81
Web & Internet Service II	8	12	4	5	11	40
Web & Internet Service I	1	1		6	11	19
Security II	26	16	10	4	10	66
Programming II	23	21	20	21	26	111
Game Simulation Programming I	9	14	3	3	8	37
Entry Level Networking Support	49	27	24	34	10	144
Game Simulation Programming II	9	9	4	1	4	27
Animation Game and Simulation			1	4	4	9
11.0901	5	5	5	5		20
Convergence Cloud Tech	2	1	2	2		7
Information Assurance	3	4	3	1		11
Adv Convergent Technologies				2		2
11.1003		1	87	196	144	428
Cybersecurity Specialist		1	48	119	68	236
Ethical Hacking			39	77	76	192

11.1006				3	1	4
Computer Support Specialist				3	1	4
12.0503	37	40	35	33	32	177
Culinary Arts I	19	29	28	24	28	128
Culinary Arts II	16	6	1			23
Catering/Private Chef	1		2	2	3	8
Baking & Pastry	1	5	4	7	1	18
15.0101	3	16	12	7	1	39
Architectural Paraprofessional	1	8	6	3	1	19
Architectural CAD Operator	2	8	6	4		20
15.0303	38	41	18	10	5	112
Computer Maintenance	6	2				8
Electronics Technology	16	26	10	3	1	56
Electronics Engineering Tech	1	2	2	1	1	7
Oil and Gas Production Tech	1					1
Mechatronics Technician	13	11	6	6	2	38
Renewable Energy Technology	1				1	2
15.0501	86	101	58	49	36	330
Technician I	29	15	4	2		50
Technician II	21	11	6			38
Technician III	6	2	4			12
HVAC/R Commercial Technician	2	3	9	6	6	26
HVAC Residential Tech II	12	18	12	17	11	70
HVAC Residential Technician I	16	52	23	24	19	134
15.0701	7	10	10	5	3	35
Environment Hlth & Safety	7	10	10	5	3	35
15.1001	25	21	18	14	14	92
Construction Inspection Tech	4	6	1		2	13
Construction Management Tech	19	13	17	14	11	74
Business Entrepreneur	2	2			1	5
15.1301	11	4	13	9	14	51
Building Technology	4	3	6	2	3	18
Manufacturing Technology	7	1	3	2	1	14
Civil Technology			3	4	3	10
CNC Machinist Technology			1	1	7	9
16.1603	95	93	70	63	44	365
Sign Language Communicator	37	38	30	31	20	156
Basic ASL Acquisition	40	48	35	30	24	177
Intermediate Communicator	18	4	1			23
Sign Lang Interm Communicator		3	4	2		9
19.0706	16	7	9	13	12	57
Teacher Assistant	1					1
After School Provider	15	7	9	13	12	56

19.0708	8	7	7	6	7	35
Child Care Administration	7	5	7	6	7	32
Child Life Specialist	1	2				3
19.0709	11	20	17	17	24	89
Preschool Child Care Provider	11	20	17	17	24	89
24.0102	3					3
Visual Arts Certificate	3					3
25.0301	17	13	8	8	5	51
Library Technician	17	13	8	8	5	51
43.0107		17	2	16	14	49
Basic Peace Officer Crtfctn		17	2	16	14	49
43.0111			1			1
Crime Analyst			1			1
43.0201	57	42	82	57	59	297
Basic Firefighter	57	42	82	57	59	297
45.0702	6	10	6	9	2	33
Geographic Info Systems	2	2	2	1	1	8
GIS Programmer			1	1		2
Basic GIS Skills	4	8	3	7	1	23
46.0303					16	16
Line Technician					8	8
Ground Technician					8	8
47.0603	29	42	15	9	11	106
Automotive Metal Repair	8	24	6	2	6	46
Automotive Refinishing	21	18	9	7	5	60
47.0604	72	95	61	49	46	323
Engine Analysis Technician	32	56	23	22	14	147
Heavy Line Technician	40	39	21	21	9	130
Toyota General Service Tech			9	5	12	26
Toyota Service Technician			8	1	11	20
47.0607	82	52	65	27	75	301
Aviation Maint Tech Airframe	67	43	54	27	69	260
Avionics Line Maintenance	7	2	2		6	17
Advanced Composite Technology	8	7	9			24
47.0608	55	44	42	27	65	233
Aviation Maint Tech Powerplant	55	44	42	27	65	233
48.0508	54	66	56	48	59	283
Welding - Advanced	17	27	25	10	25	104
Welding - Basic	37	39	31	38	34	179
49.0102	12	16	12	23	18	81
Commercial Pilot Airplane	12	16	12	23	18	81
51.0601					10	10
Registered Dental Assistant					10	10

51.0707	3	2				5
Health Information Technology	3	2				5
51.0718	8	4	9	3	10	34
Long Term Care Administration	8	4	9	3	10	34
51.0801		5	18	14	11	48
Medical Assistant		5	18	14	11	48
51.0904	37	53	37	19	32	178
Emergency Medical Technician	14	14	10	6	11	55
Paramedic Program	23	39	27	13	21	123
51.0909	17	21	2			40
Surgical Technology	17	21	2			40
51.0910			11			11
Diagnostic Medical Sonography			11			11
51.1012		4	4	9	12	29
Central Sterile Processing		4	4	9	12	29
51.1501	29	30	14	16	19	108
Substance Abuse Counseling	29	30	14	16	19	108
51.1502	36	34	14	7	11	102
Mental Health Social Work	33	28	13	6	11	91
Human Services	3	6	1	1		11
51.3103	26	30	41	32	29	158
Dietary Manager	5	11	12	8	9	45
Nutrition Specialist I	17	10	22	12	13	74
Food & Nutrition Coach	4	9	7	12	7	39
51.3104	2					2
Child Nutrition Systems	1					1
Dietary Manager	1					1
51.3901		29	32	27	32	120
Licensed Vocational Nursing		29	32	27	32	120
52.0201	461	553	286	468	247	2,015
Administrative Professional	1					1
Bus Admin-Accounting Asst I	51	57	27	42	21	198
Bus Admin-Accounting Asst II	40	61	24	31	19	175
Software Applications	1					1
Business I	88	105	53	75	39	360
Entrepreneur & Small Bus I	30	46	14	14	9	113
Management I	75	63	33	94	24	289
Marketing I	9	12	9	21	12	63
Management II	23	37	16	37	17	130
Fashion Merchandising II	2	5	2	6	2	17
Fashion Merchandising I	7	6	4	7	1	25
Business II	75	62	45	50	41	273
Accounting Assistant III	25	39	20	25	17	126

Office Technology Specialist		2	3	14	5	24
Applications Specialist	2	2		1	6	11
Administrative Specialist		3	5	18	5	31
Entrepreneur & Small Bus II	25	32	16	9	8	90
Marketing II	6	9	7	13	10	45
Retail Management	1	12	8	11	11	43
52.0209	44	64	36	47	37	228
Transportation Management	24	29	19	25	20	117
Warehouse Management	20	35	17	22	17	111
52.0302	91	54	25	77	60	307
Accounting Clerk III	35	24	13	40	32	144
Accounting Clerk II	23	14	5	15	16	73
Accounting Clerk I	33	16	7	22	12	90
52.0901	7	32	31	26	24	120
Restaurant Practitioner	1	5	2	1		9
Food Service Operations	5	23	13	14	13	68
Hotel Supervision	1	4	7	6	3	21
Mtng&Evt Plan/Conv&Grp Mngt			2	5	3	10
Hotel/Tourism Supervision			7		5	12
52.0903	6	8	5	2		21
Event Management	3	3	2	1		9
Restaurant Operations	3	5	3	1		12
52.1001				20	31	51
Human Resources Specialist I				15	16	31
Human Resources Specialist II				5	15	20
52.1501	32	41	35	43	38	189
Real Estate	32	41	35	43	38	189
Grand Total	1,913	2,232	1,624	1,884	1,577	9,230

Table 11. Award Type = FOS by CIP Code & IPEDS Year

AWARD TYPE		FOS			
CIP CODE		IPEDS YEAR			
		2017-18	2018-19	2019-20	2020-21
					Grand Total
09.0101		13	1	2	16
Speech & Communication		13	1	2	16
09.0401			2		2
Journalism & Mass Comm			2		2
09.0701		7			7
Broadcasting Journalism		7			7
09.0900		4			4
Advertising & Public Relations		4			4
11.0201		3	2		7
Computer Science		3	2		7
43.0104					48
Criminal Justice FOS					48
50.0901			1		2
Music Field of Study			1		2
50.0902		6			6
Music Field of Study		6			6
51.0001					4
FOS. Health and Wellness					4
51.1502					1
Social Work Field of Study					1
51.3801				3	17
Nursing Field of Study				3	17
52.0101		174	244	17	449
Business		174	244	17	443
Business Administration/Mgmt					6
Grand Total		207	250	22	566

Table 12. Award Type = CES by CIP Code & IPEDS Year

AWARD TYPE		CES				
IPEDS YEAR						
CIP CODE	2017-18	2018-19	2019-20	2020-21	2021-22	Grand Total
11.0101		2	1	1		4
Advanced Cisco Support		2	1	1		4
15.0101			1			1
Arch Tech Skills Enhancement			1			1
47.0607	7	1				8
Avionics Line Maintenance	7	1				8
51.0911		2				2
Computed Tomography Enhanced		2				2
15.1001		1	1			2
Comp-Aided Const Scheduling		1	1			2
49.0102	4	7	14	6	12	43
Flight Instructor Airplane	4	7	14	6	12	43
Grand Total	11	13	17	7	12	60

Table 13. Award Type = CAT by CIP Code & IPEDS Year

AWARD TYPE		CAT				
IPEDS YEAR						
CIP CODE	2017-18	2018-19	2019-20	2020-21	2021-22	Grand Total
19.0708	4	4		1		9
Child Life Advanced	4	4		1		9
22.0302	9	16	16	42	24	107
Paralegal Studies	9	16	16	42	24	107
51.0911		10	13	13	16	52
Computed Tomography Advanced		10	8	10	10	38
Computed Tomography			5	3	6	14
Grand Total	13	30	29	56	40	168

Table 14. Award Type = OSA by CIP Code & IPEDS Year

AWARD TYPE		OSA			
CIP CODE	IPEDS YEAR				Grand Total
	2017-18	2018-19	2019-20	2020-21	
01.0601	6	25	5	16	52
Horticulture Basic Skills	6	25	5	16	52
11.0901	2	8	2	2	14
Convergence Tech Mark Skills	2	8	2	2	14
15.0101	2	18		9	29
Architectural Technology	2	18		9	29
15.0303	3	46	4	5	58
Fundamentals of Electronics	3	46	4	5	58
15.0501	1	16	2	5	24
HVAC Installer	1	16	2	5	24
15.1301	22	7	4	13	46
Basic CAD Technician	22	7	4	13	46
16.1603			2	3	5
Convers ASL Health Care Wkers			2	3	5
19.0706	1	3			4
Child Development Associate	1	3			4
43.0109	3	4			7
Security Management	3	4			7
47.0604	10	94	2	20	126
General Science Technician	10	94	2	20	126
51.0805	15				15
Pharmacy Technician	15				15
51.3103	13	18	19	11	61
Healthy Meal Planning	13	18	19	11	61
52.0201	14	55	3	76	148
Marketing		11	1	21	33
Office Assistant	1	7	1	15	24
Small Business Associate	13	25	1	30	69
Fashion Sales Associate		12		10	22
52.0302	24	20	5	106	155
Basic Bookkeeper	24	20	5	106	155
Grand Total	116	314	48	266	744

Table 15. Award Type by CIP Code & IPEDS Year

AWARD TYPE		ALL				
CIP CODE	IPEDS YEAR					Grand Total
	2017-18	2018-19	2019-20	2020-21	2021-22	
01.0601	23	74	53	61	16	227
Horticulture	12	28	31	30	12	113
Plant Protection Specialist	1	3				4
Plant Health Specialist	4	17	15	14	3	53
Horticulture Basic Skills	6	25	5	16		52
Horticulture Business Mgmt		1	2	1	1	5
01.8301					3	3
Veterinary/animal Health Tech					3	3
09.0101	13	1	2			16
Speech & Communication	13	1	2			16
09.0401		2				2
Journalism & Mass Comm		2				2
09.0701	7					7
Broadcasting Journalism	7					7
09.0900	4					4
Advertising & Public Relations	4					4
10.0202	36	32	43	49	20	180
Audio Production			2	3		5
Video Production		1	5	3	1	10
Radio, Television and Film	13	13	13	13	15	67
Cinematography			7	7	1	15
Digital Media Production	23	18	16	10		67
Sound Recording Tech				7	2	9
Multimedia Production				6	1	7
10.0301	15	12	20	8	7	62
Photographic Retouching	15	12	20	8	7	62
10.0303	17	22	28	22	12	101
Computer Graphics	17	22	28	22	12	101
10.0305	20	20	26	20	21	107
Graphic Communication	20	20	26	20	21	107
11.0101	441	531	303	373	315	1,963
Advanced Cisco Support		2	1	1		4
Cisco Support	57	61	30	31	18	197
Information Technology Support	71	198	68	112	101	550
Network Support	46	47	29	46	19	187
Programming	24	19	26	25	36	130

Web and Internet Services	10	12	5	8	12	47
Game & Simulation Programming	10	3	2	1		16
Security	29	26	27	14	2	98
Programming I	27	37	30	48	23	165
Security I	39	18	12	4	8	81
Web & Internet Service II	8	12	4	5	11	40
Web & Internet Service I	1	1		6	11	19
Security II	26	16	10	4	10	66
Programming II	23	21	20	21	26	111
Game Simulation Programming I	9	14	3	3	8	37
Entry Level Networking Support	49	27	24	34	10	144
Game Simulation Programming II	9	9	4	1	4	27
Game SIM & Animation Design	3	8	7	5	12	35
Animation Game and Simulation			1	4	4	9
11.0201	3	2		2		7
Computer Science	3	2		2		7
11.0901	13	19	15	14	2	63
Convergence Tech - Cloud Tech	3	3	3	6		15
Convergence Cloud Tech	2	1	2	2		7
Convergence Tech Info Assuranc	3	3	5	1	2	14
Information Assurance	3	4	3	1		11
Convergence Tech Mark Skills	2	8	2	2		14
Adv Convergent Technologies				2		2
11.1003		1	127	276	226	630
Cybersecurity Specialist		1	48	119	68	236
Cybersecurity			40	80	82	202
Ethical Hacking			39	77	76	192
11.1006				3	1	4
Computer Support Specialist				3	1	4
12.0503	62	56	45	47	45	255
Culinary Arts	25	16	10	14	13	78
Culinary Arts I	19	29	28	24	28	128
Culinary Arts II	16	6	1			23
Catering/Private Chef	1		2	2	3	8
Baking & Pastry	1	5	4	7	1	18
13.1205	24	24	24	15	20	107
8-12 EC-12 Other than Spec Ed	24	22	23	15	20	104
Cornerstone Honors		2	1			3
13.1206	5	11	15	10	13	54
4-8 EC-12 Special Education	5	11	15	10	13	54
13.1210	94	83	105	102	75	459
E-6	94	83	105	102	75	459
14.0101	27	22	30	23	23	125

Civil Engineering	4	1	1	1		7
Electrical Engineering	1	2				3
Mechanical Engineering	13	10	4	1		28
Engineering	5	6	25	20	23	79
Industrial Engineering	4	3		1		8
15.0101	6	36	14	18	2	76
Architectural Paraprofessional	1	8	6	3	1	19
Architectural Technology	3	20	1	11	1	36
Architectural CAD Operator	2	8	6	4		20
Arch Tech Skills Enhancement			1			1
15.0303	60	116	36	21	13	246
Computer Maintenance	6	2				8
Elec Tech-Computer Hardware	7	4	1		1	13
Elec Tech-Engineering Tech	1	1	1		2	5
Electronics Technology	16	26	10	3	1	56
Elec Tech-Elec & Telecomm		6	3	1		10
Electronics Engineering Tech	1	2	2	1	1	7
Oil and Gas Production Tech	1					1
Elec Tech-Robotics/Automation	11	17	8	4	3	43
Mechatronics Technician	13	11	6	6	2	38
Elec Tech - Renewable Energy		1	1		1	3
Fundamentals of Electronics	3	46	4	5		58
Renewable Energy Technology	1				1	2
Industrial Maintenance				1		1
Industrial Technician					1	1
15.0501	106	146	83	68	53	456
HVAC Commercial Technician	8	5	3			16
Technician I	29	15	4	2		50
Technician II	21	11	6			38
HVAC Residential Technician	5	3	1			9
Technician III	6	2	4			12
HVAC Installer	1	16	2	5		24
Residential HVAC/R Technician	5	13	7	10	10	45
HVAC Refrigeration Technician	1	1				2
HVAC/R Commercial Technician	2	3	9	6	6	26
HVAC Residential Tech II	12	18	12	17	11	70
HVAC Residential Technician I	16	52	23	24	19	134
Commercial HVAC/R Technician		7	12	4	7	30
15.0701	14	24	22	13	8	81
Occup Health & Safety Tech	1	6				7
Occup Safety & Environ Tech	6	8	12	8	5	39
Environment Hlth & Safety	7	10	10	5	3	35
15.1001	42	43	35	30	27	177

Construction Inspection Tech	4	6	1		2	13
Construction Management Tech	36	34	33	30	24	157
Business Entrepreneur	2	2			1	5
Comp-Aided Const Scheduling		1	1			2
15.1301	53	23	37	47	24	184
Building Technology	4	3	6	2	3	18
CAD - Building Technology	7		1			8
CADD-Manufacturing Technology	12	10	11	18	4	55
Manufacturing Technology	7	1	3	2	1	14
CADD - Civil Technology	1	1				2
Civil Technology			3	4	3	10
Basic CAD Technician	22	7	4	13		46
CNC Machinist Technology			1	1	7	9
CADD Building / Civil Tech		1	8	7	6	22
16.1603	115	111	94	88	57	465
Sign Language Communicator	37	38	30	31	20	156
Sign Language Interpreting	20	18	22	22	13	95
Basic ASL Acquisition	40	48	35	30	24	177
Intermediate Communicator	18	4	1			23
Sign Lang Interm Communicator		3	4	2		9
Convers ASL Health Care Wkers			2	3		5
19.0706	32	32	24	30	35	153
Child Development	15	22	15	17	23	92
Teacher Assistant	1					1
After School Provider	15	7	9	13	12	56
Child Development Associate	1	3				4
19.0708	12	11	7	7	7	44
Child Care Administration	7	5	7	6	7	32
Child Life Specialist	1	2				3
Child Life Advanced	4	4		1		9
19.0709	11	20	17	17	24	89
Preschool Child Care Provider	11	20	17	17	24	89
22.0302	37	55	50	79	59	280
Paralegal Studies	37	55	50	79	59	280
24.0102	4,087	4,512	4,575	4,817	4,331	22,322
Associate of Arts	3,656	3,969	4,050	4,200	3,789	19,664
Associate of Science	204	236	245	253	209	1,147
Business	113	187	174	247	241	962
Cornerstone Honors	46	30	24	18	9	127
Visual Arts	20	26	30	30	24	130
Kinesiology	27	42	33	46	41	189
Chemistry	12	14	14	13	11	64
Mathematics	6	8	5	10	7	36

Visual Arts Certificate	3					3
25.0301	27	28	17	15	13	100
Library Technician	27	28	17	15	13	100
43.0104	42	58	46	90	36	272
Criminal Justice	42	58	46	42	36	224
Criminal Justice FOS				48		48
43.0107	10	17	24	16	66	133
Basic Peace Officer Crtfctn	10	17	24	16	66	133
43.0109	3	4				7
Security Management	3	4				7
43.0111			1			1
Crime Analyst			1			1
43.0201	64	49	93	67	67	340
Basic Firefighter	57	42	82	57	59	297
Fire Protection Technology	7	7	11	10	8	43
43.0203	39	3	25		1	68
Basic Firefighter	39	3	25		1	68
45.0702	8	12	9	10	4	43
Geographic Info Systems	4	4	5	2	3	18
GIS Programmer			1	1		2
Basic GIS Skills	4	8	3	7	1	23
46.0303					17	17
Line Technician					8	8
Ground Technician					8	8
Electrical Line Technician					1	1
47.0603	32	46	20	13	14	125
Automotive Collision Repair	3	4	5	4	3	19
Automotive Metal Repair	8	24	6	2	6	46
Automotive Refinishing	21	18	9	7	5	60
47.0604	106	216	83	85	71	561
Automotive Service Technology	24	27	13	14	16	94
Engine Analysis Technician	32	56	23	22	14	147
Heavy Line Technician	40	39	21	21	9	130
General Science Technician	10	94	2	20		126
Toyota Technician Educ Netw			7	2	9	18
Toyota General Service Tech			9	5	12	26
Toyota Service Technician			8	1	11	20
47.0607	130	85	97	48	125	485
Aviation Maint Tech Airframe	67	43	54	27	69	260
Airframe Maint & Avionics Tech	1					1
Avionics Line Maintenance	14	3	2		6	25
Aviation Maintenance Airframe	40	32	32	21	50	175
Advanced Composite Technology	8	7	9			24

47.0608	99	74	69	45	111	398
Aviation Maint Tech Powerplant	55	44	42	27	65	233
Aviation Maintenance Tech	9	2	2			13
Aviation Maintenance Powerplan	35	28	25	18	46	152
48.0508	72	85	69	55	76	357
Welding - Advanced	17	27	25	10	25	104
Welding - Basic	37	39	31	38	34	179
Welding Technology	18	19	13	7	17	74
49.0102	27	28	41	41	67	204
Professional Pilot Airplane	11	5	15	9	17	57
Commercial Pilot Airplane	12	16	12	23	18	81
Flight Instructor Airplane	4	7	14	6	12	43
Professional Pilot				3	20	23
50.0901	8	14	10	13	12	57
Music Field of Study		1		1		2
Music	8	13	10	12	12	55
50.0902	6					6
Music Field of Study	6					6
51.0001				4		4
FOS.Health and Wellness				4		4
51.0601	11		8		10	29
Dental Assisting	11		8			19
Registered Dental Assistant					10	10
51.0602	20	17	21	21	23	102
Dental Hygiene	20	17	21	21	23	102
51.0707	11	17	8	7	5	48
Health Information Technology	11	17	8	7	5	48
51.0718	8	4	9	3	10	34
Long Term Care Administration	8	4	9	3	10	34
51.0801		5	18	14	11	48
Medical Assistant		5	18	14	11	48
51.0805	15					15
Pharmacy Technician	15					15
51.0806	27	25	20	1	39	112
Physical Therapist Assistant	27	25	20	1	39	112
51.0809			5			5
Anesthesia Technology			5			5
51.0904	52	69	55	29	40	245
Emergency Medical Services	15	16	18	10	8	67
Emergency Medical Technician	14	14	10	6	11	55
Paramedic Program	23	39	27	13	21	123
51.0905			7	10	8	25
Nuclear Medicine			7	10	8	25

51.0908	16	16	14	15	12	73
Respiratory Care	16	16	14	15	12	73
51.0909	17	21	16	20	17	91
Surgical Technology	17	21	16	20	17	91
51.0910		11	21	10	10	52
Diagnostic Medical Sonography		11	21	10	10	52
51.0911	20	35	33	40	38	166
Radiologic Technology	20	23	20	27	22	112
Computed Tomography Advanced		10	8	10	10	38
Computed Tomography Enhanced		2				2
Computed Tomography			5	3	6	14
51.1012		4	4	9	12	29
Central Sterile Processing		4	4	9	12	29
51.1501	29	30	14	25	35	133
Substance Abuse Counseling	29	30	14	16	19	108
Mh Substance Abuse Counseling				9	16	25
51.1502	69	58	30	27	22	206
Mental Health Social Work	33	28	13	6	11	91
Mental Health Substance Abuse	28	17	7	4		56
Mental Health & Human Services	5	7	9	15	11	47
Human Services	3	6	1	1		11
Social Work Field of Study				1		1
51.3103	44	58	61	49	38	250
Dietary Manager	5	11	12	8	9	45
Dietetic Technician	5	10	1	6	9	31
Healthy Meal Planning	13	18	19	11		61
Nutrition Specialist I	17	10	22	12	13	74
Food & Nutrition Coach	4	9	7	12	7	39
51.3104	2					2
Child Nutrition Systems	1					1
Dietary Manager	1					1
51.3501	19	1	7		9	36
Massage Therapy	19	1	7		9	36
51.3801	263	309	248	293	342	1,455
Nursing	263	309	245	276	342	1,435
Nursing Field of Study			3	17		20
51.3901		29	32	27	32	120
Licensed Vocational Nursing		29	32	27	32	120
52.0101	174	244	17	14		449
Business	174	244	17	8		443
Business Administration/Mgmt				6		6
52.0201	700	843	459	756	400	3,158
Administrative Professional	1					1

Bus Adm-Fashion Merchandising	2	6	3	7	1	19
Bus Admin - Business	93	75	46	51	53	318
Bus Admin - Management	65	62	49	76	43	295
Bus Admin - Marketing	10	9	10	14	10	53
Bus Admin-Accounting Asst I	51	57	27	42	21	198
Bus Admin-Accounting Asst II	40	61	24	31	19	175
Bus Adm-Software Applications	1					1
Business Admin-Accounting Asst	25	44	30	24	19	142
Marketing		11	1	21		33
Office Assistant	1	7	1	15		24
Software Applications	1					1
Entrepreneur & Small Bus Mgt	25	34	25	24	19	127
Business I	88	105	53	75	39	360
Entrepreneur & Small Bus I	30	46	14	14	9	113
Management I	75	63	33	94	24	289
Marketing I	9	12	9	21	12	63
Small Business Associate	13	25	1	30		69
Fashion Sales Associate		12		10		22
Management II	23	37	16	37	17	130
Fashion Merchandising II	2	5	2	6	2	17
Fashion Merchandising I	7	6	4	7	1	25
Business II	75	62	45	50	41	273
Accounting Assistant III	25	39	20	25	17	126
Office Technology Specialist		2	3	14	5	24
Applications Specialist	2	2		1	6	11
Administrative Specialist		3	5	18	5	31
Office Technology Professional	3	5	7	16	8	39
Entrepreneur & Small Bus II	25	32	16	9	8	90
Marketing II	6	9	7	13	10	45
Bus Adm-Postal Service Admin	1					1
Retail Management	1	12	8	11	11	43
52.0203		1				1
Railroad Dispatcher		1				1
52.0209	63	86	47	64	50	310
Transportation Management	24	29	19	25	20	117
Warehouse Management	20	35	17	22	17	111
Logistics & Supply Chain Mgt	19	22	11	17	13	82
52.0302	138	105	51	209	103	606
Accounting Information Mngmnt	23	31	21	26	43	144
Basic Bookkeeper	24	20	5	106		155
Accounting Clerk III	35	24	13	40	32	144
Accounting Clerk II	23	14	5	15	16	73
Accounting Clerk I	33	16	7	22	12	90

52.0901	15	41	42	34	37	169
Hotel and Restaurant Admin	6	3	2	2		13
Restaurant Practitioner	1	5	2	1		9
Planning & Group Management	2	1		1	2	6
Food Service Operations	5	23	13	14	13	68
Hotel Supervision	1	4	7	6	3	21
HospitalityTravel/Tourism Mgt		1	5	1	4	11
Foodservice Management		4	1	3	2	10
Mtng&Evnt Plan/Conv&Grp Mngt			2	5	3	10
Meet & Evnt Plan/Conv Grp Mgt			2		4	6
Hotel/Tourism Supervision			7		5	12
Travel/Tourism/Event			1	1	1	3
52.0903	6	8	5	2		21
Event Management	3	3	2	1		9
Restaurant Operations	3	5	3	1		12
52.1001				25	46	71
Human Resources Specialist I				15	16	31
Human Resources Management				5	15	20
Human Resources Specialist II				5	15	20
52.1501	41	55	47	60	45	248
Real Estate	41	55	47	60	45	248
Grand Total	7,812	8,852	7,733	8,526	7,513	40,436