

Graduate Survey Results Report 2013

Prepared by:
Office of Institutional Research, Planning
and Effectiveness
Tarrant County College District
September 2013

Executive Summary

In the summer of 2013, the Office of Institutional Research, Planning and Effectiveness (IRPE) surveyed Tarrant County College District's (TCCD) graduates. The survey was administered via postal mail and email to 6,717 TCCD graduates since 2004. There were a total of 202 survey respondents, representing a 3.0% response rate.

- Survey respondents were primarily full-time students (59.0%) while attending TCCD and represented every campus including distance education.
- Nearly 70% of survey respondents: (a) began their studies at TCCD between 2006 and 2012 and (b) completed their most recent degree or certificate within the last two years.
- When deciding to enroll at TCCD, survey respondents indicated these reasons were *very important*: (a) TCCD's low tuition – 85.4%, (b) courses scheduled at a convenient time – 75.8%, (c) ease of commuting – 73.7%, (d) ability to take classes and then transfer to another school – 72.6% and (e) specific programs offered – 58.8%.
- Since leaving TCCD: (a) 53.3% of survey respondents transferred to a four-year college, (b) 52.8% improved their personal life based on skills learned at TCCD, (c) 33.9% improved their employment based on college work and (d) 23.9% obtained a better job based on their education.
- Survey respondents *agreed or strongly agreed* that experiences at TCCD enhanced their ability to: (a) speak with confidence – 87.0%, (b) write with clear meaning – 86.5%, (c) draw logical conclusions – 84.0%, (d) work in teams for common purpose – 83.0%, (e) judge information or ideas based on a set of criteria – 82.5% and (f) solve analytical problems – 82.0%.

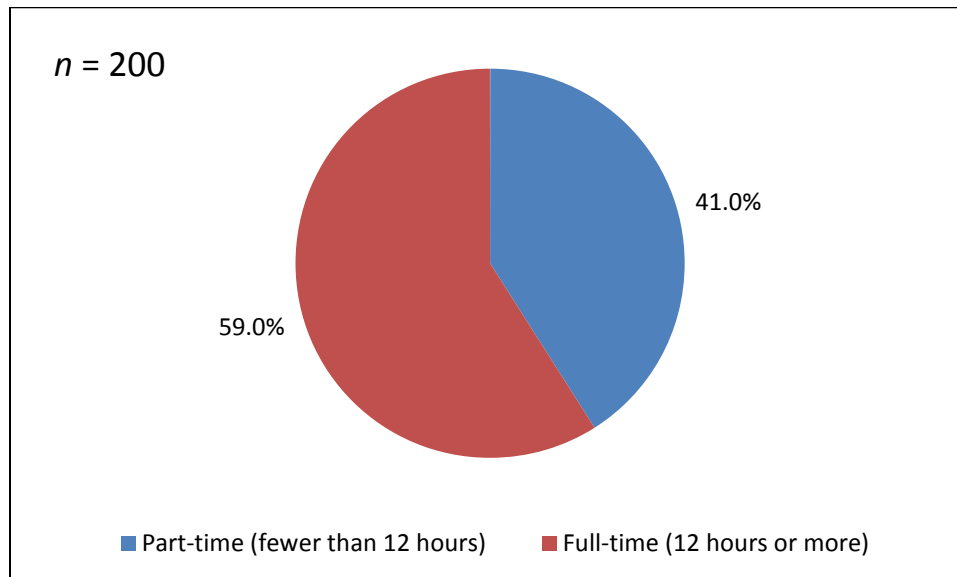
- Over 57% of survey respondents were currently working full-time or part-time (not self-employed) and 43.8% were employed in the field studied at TCCD.
- Forty percent (40%) of survey respondents indicated their TCCD education has helped them *quite a bit* or *very much* in their current job.
- The majority of survey respondents stated they: (a) would enroll at TCCD, if they were starting college again – 89.9% and (b) would recommend TCCD to prospective students – 94.5%.
- Over 90% of survey respondents indicated the following TCCD areas and services were *good* or *excellent*: (a) overall opinion of TCCD, (b) academic standards, (c) grading/testing, (d) class size and (e) quality of instruction.

Introduction

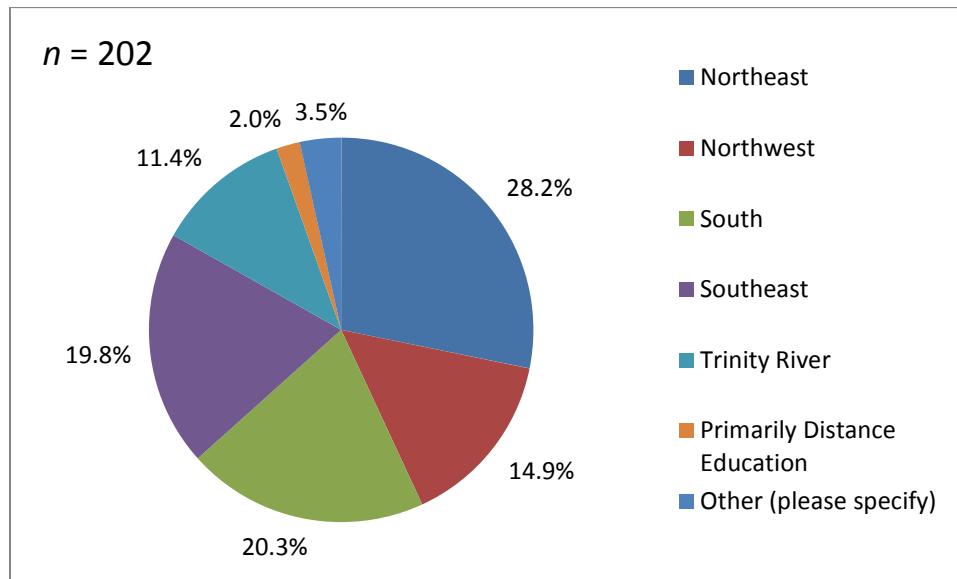
IRPE surveyed TCCD's graduates in the summer of 2013. Four thousand (4,000) TCCD graduates from 2004 to 2012 were randomly selected and mailed instructions for taking the survey. Another 2,717 graduates from 2013SP were emailed a link to the survey. There were a total of 202 survey respondents. One reason for the low response rate (3%) could be attributed to the TCCD practice of not keeping record of students' personal email addresses. Also, please note that some questions were not answered by every survey respondent.

Survey Questions and Results

Q1: When you attended TCCD, were you primarily a part-time or full-time student?



Q2: What was the primary campus you attended while at TCCD?



Q3: What did you study (Primary)?

Top Responses [<i>n</i> = 201]	Response Percent
Associate of Arts	36.8%
Nursing	9.0%
Business Administration	5.0%
Associate of Science	4.5%
Business	3.5%
Dietary Science	3.5%
All other programs	37.8%

Q4: What year did you begin your studies at TCCD (if more than one degree please enter first entry date)?

- Nearly 70% (138/199) of those that responded to this question began their studies at TCCD between 2006 and 2012.

Year Began [n = 199]	Response Percent	Response Total
2012	6.0%	12
2011	12.1%	24
2010	18.1%	36
2009	14.1%	28
2008	9.1%	18
2007	4.0%	8
2006	6.0%	12

Q5: What year did you complete your last/most recent certificate or degree at TCCD?

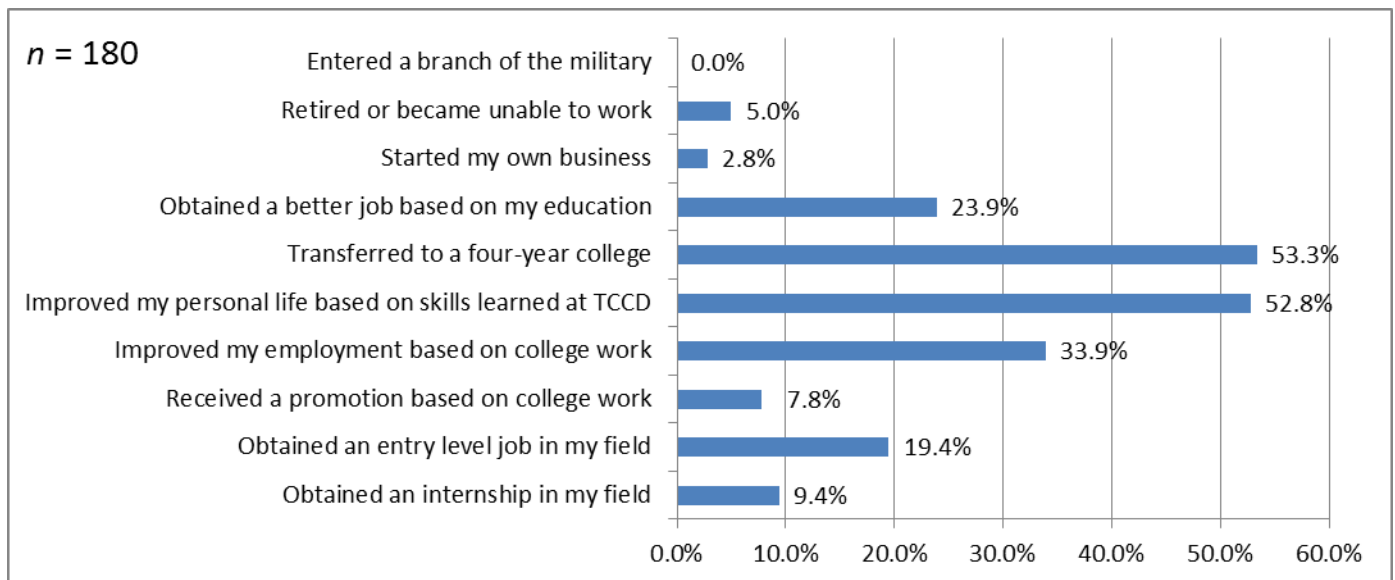
- Nearly 70% (101/146) of those that responded to this question completed their most recent certificate or degree at TCCD within the last two years.

Year Completed [n = 146]	Response Percent	Response Total
2012	58.2%	85
2011	11.0%	16

Q6: Reasons for attending TCCD: When you decided to enroll at TCCD, how important were the following:

Item [<i>n</i> = 201]	Very Important	Important	Not Very Important
Friends recommended it	16.2%	28.3%	55.6%
TCCD's reputation	37.6%	48.2%	14.2%
The courses were scheduled at a time convenient to me	75.8%	19.2%	5.1%
The ability to take classes at TCCD and then to transfer to another school	72.6%	17.3%	10.2%
TCCD's low tuition	85.4%	13.6%	1.0%
The ease of commuting	73.7%	22.7%	3.6%
I did not receive admission to the college of my choice	7.0%	10.2%	82.8%
Specific programs offered	58.8%	28.1%	13.1%
Number of courses offered online	31.1%	26.4%	42.5%

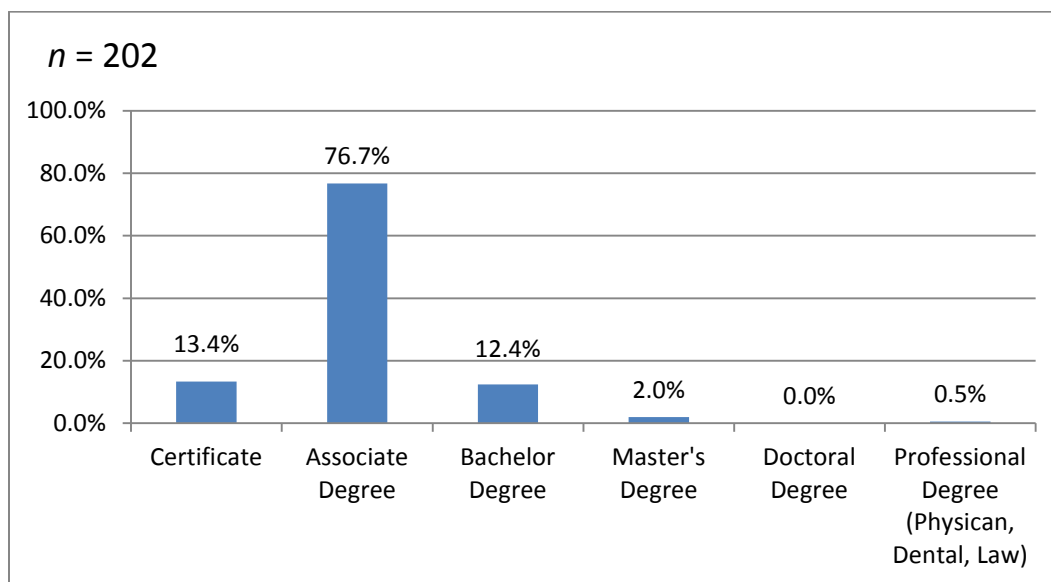
Q7: Since leaving TCCD, I have done the following: (check all that apply)



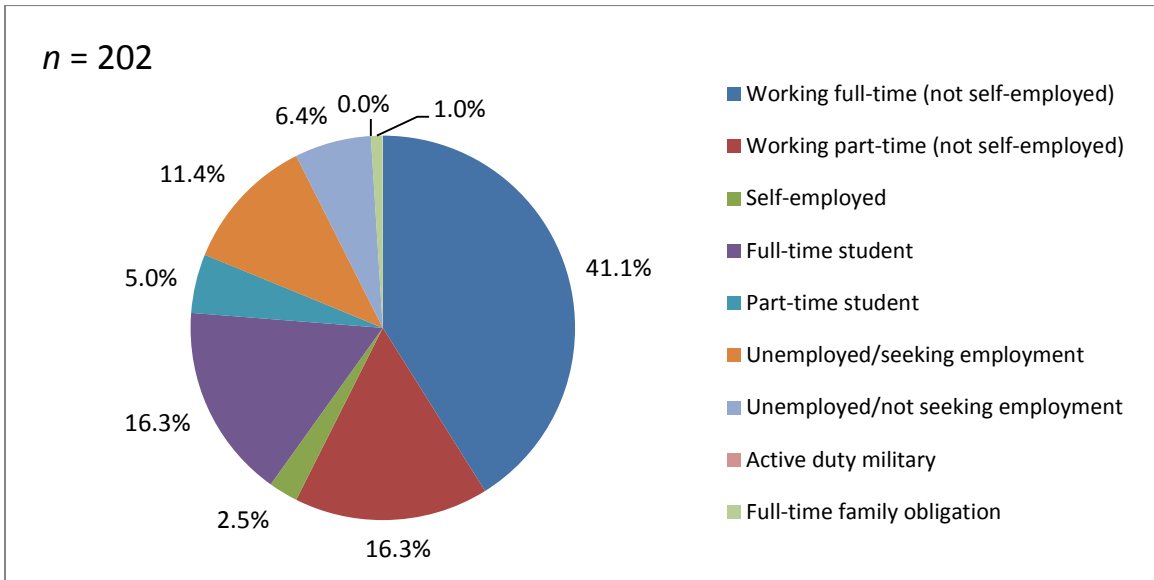
Q8: My experience at TCCD has enhanced my ability to:

Item [<i>n</i> = 200]	Agree or Strongly Agree
Speak with confidence	87.0%
Write with clear meaning	86.5%
Solve analytical problems	82.0%
Understand the meaning of graphs and/or charts	71.5%
Work in teams for a common purpose	83.0%
Gain awareness of social issues	81.0%
Become socially engaged in helping others	79.5%
Understand the consequences of my personal actions	75.0%
Ask probing questions about the information around me	80.5%
Analyze a concept, experience, or theory into its basic parts	81.0%
Synthesize information in constructing new ideas	78.5%
Judge information or ideas based on a set of criteria	82.5%
Draw logical conclusions	84.0%

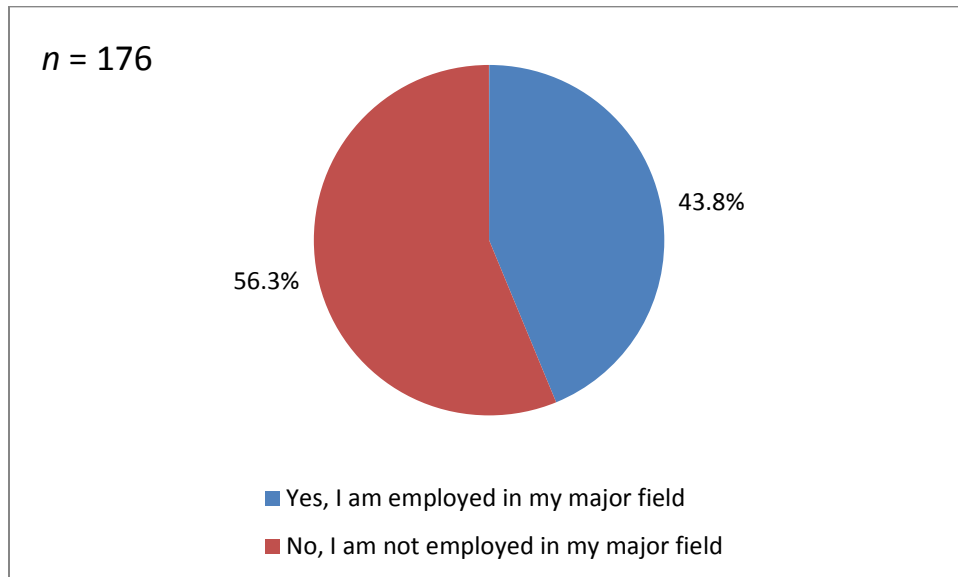
Q9: What is the highest degree you have earned so far?



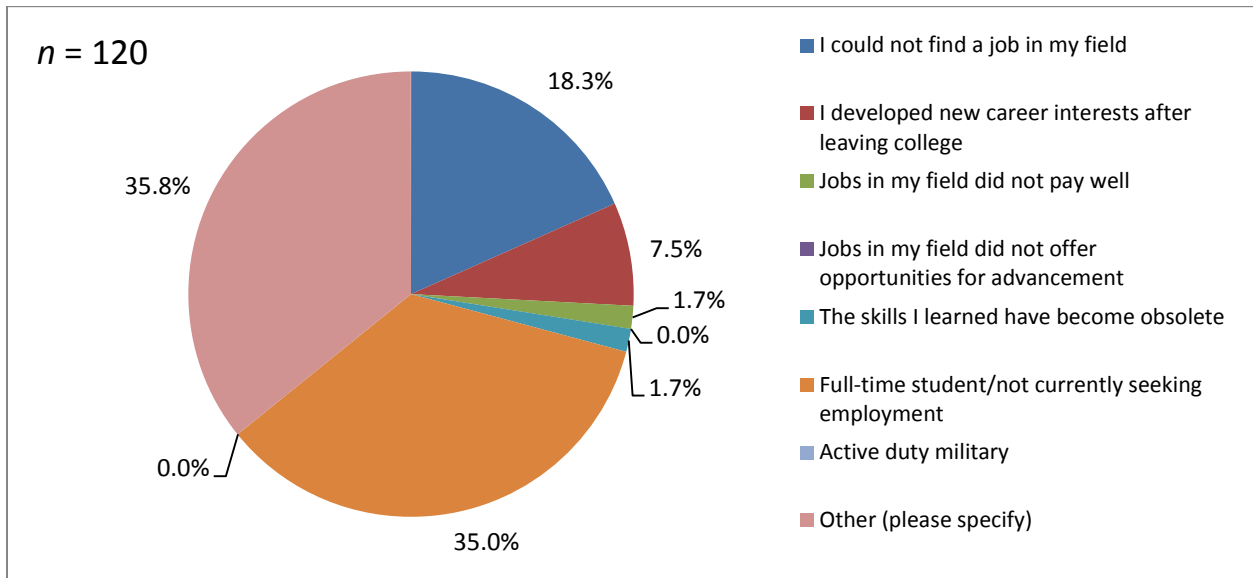
Q10: Which of the following best describe your current employment status?



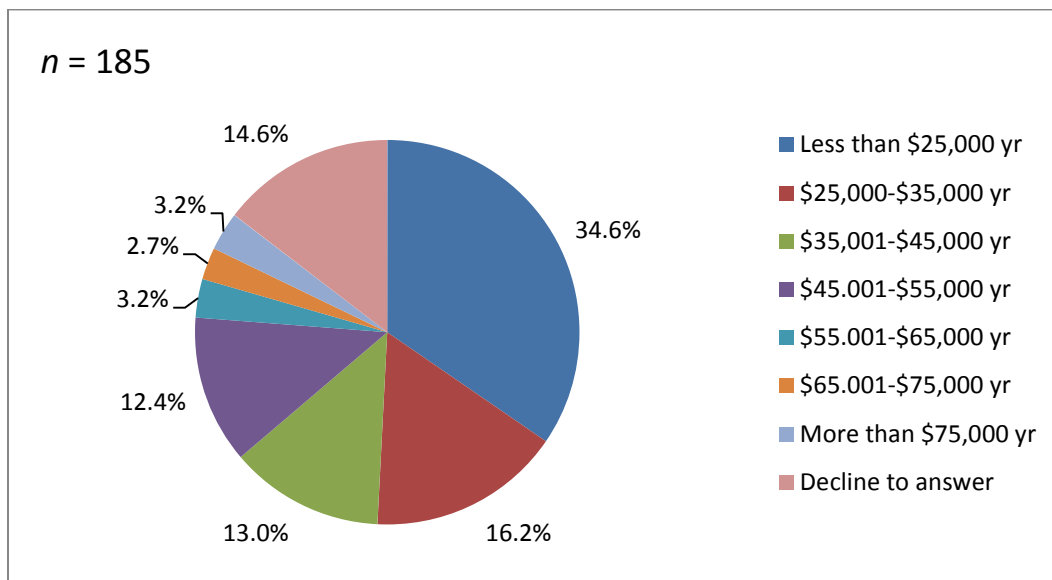
Q11: If currently employed, are you working in the field for which you studied at TCCD?



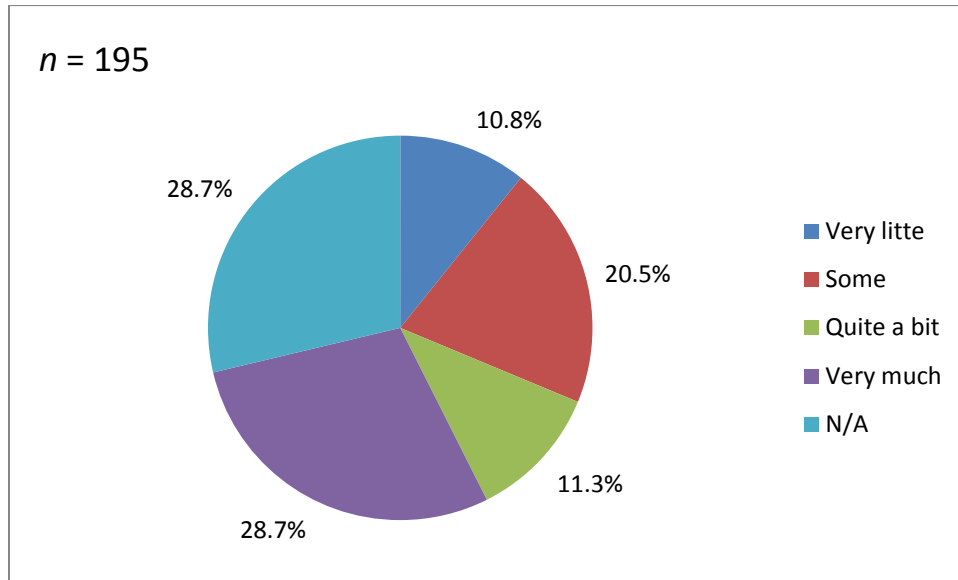
Q12: If not presently employed in the major you studied at TCCD, please indicate reason: (choose the best response)



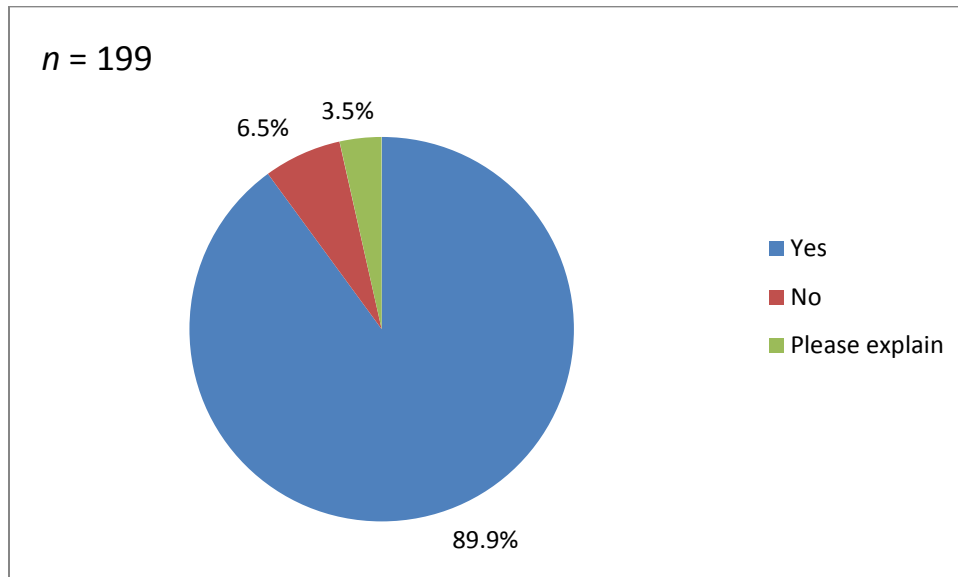
Q13: What is your current annual salary range?



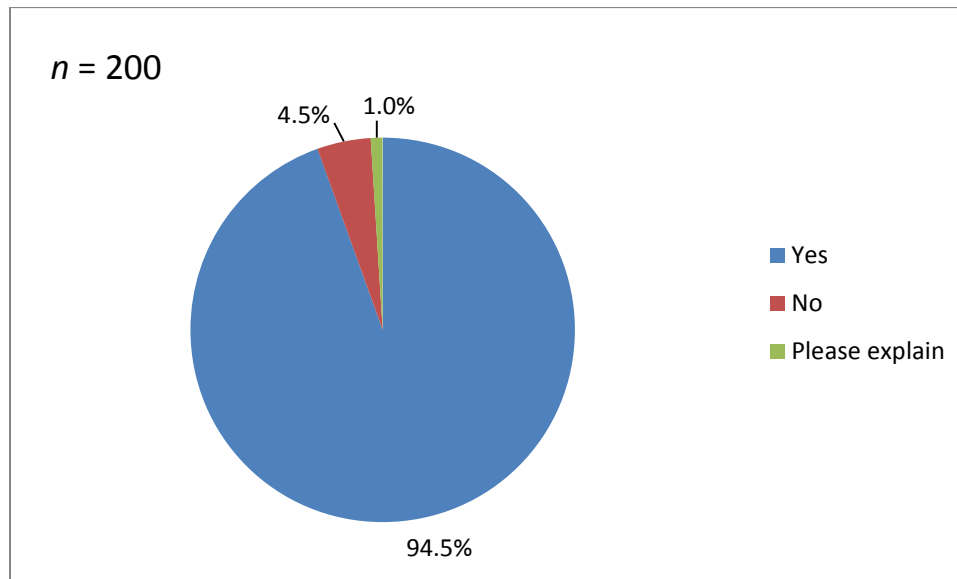
Q14: To what extent did your TCCD education help you in your current job?



Q15: If you could start college again, would you enroll at TCCD?

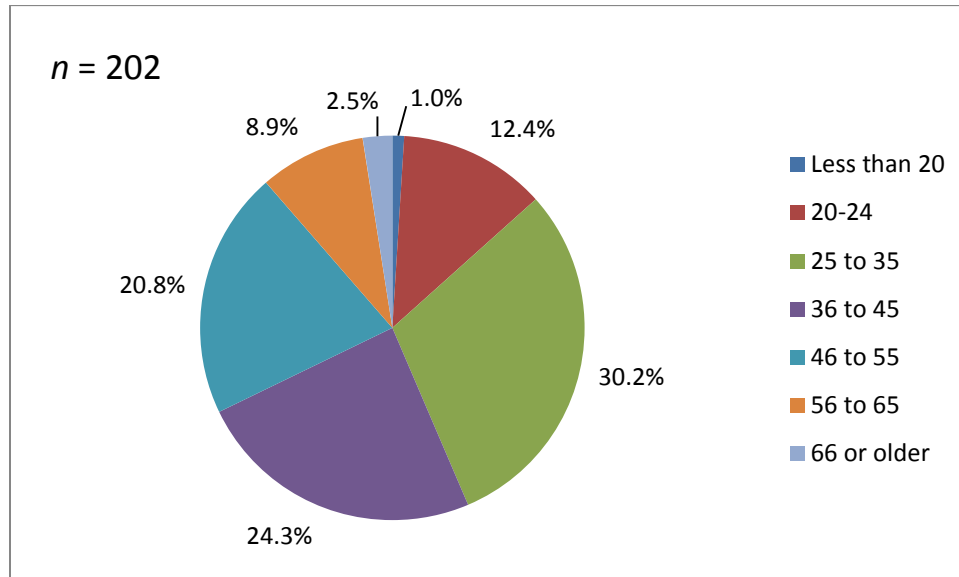
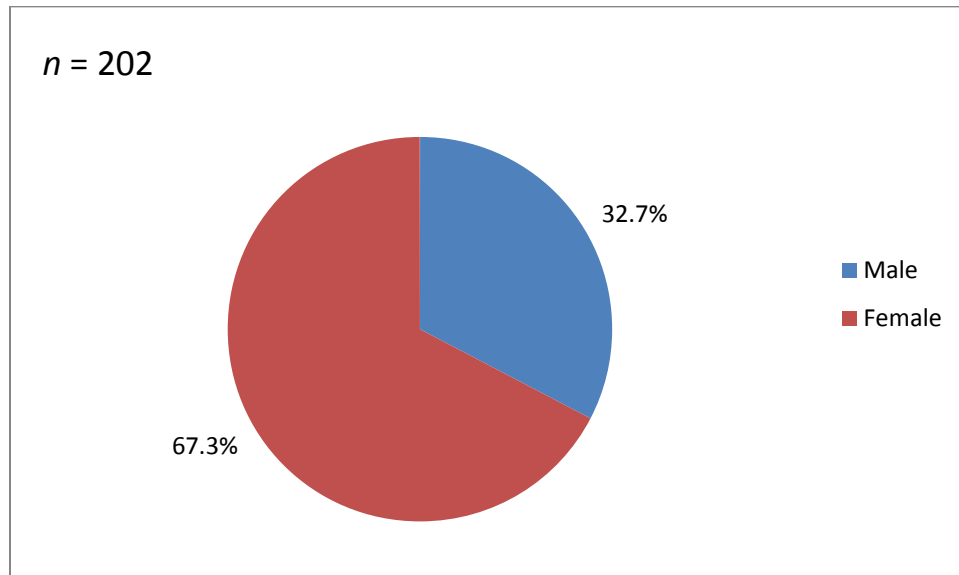


Q16: Would you recommend TCCD to a prospective student?

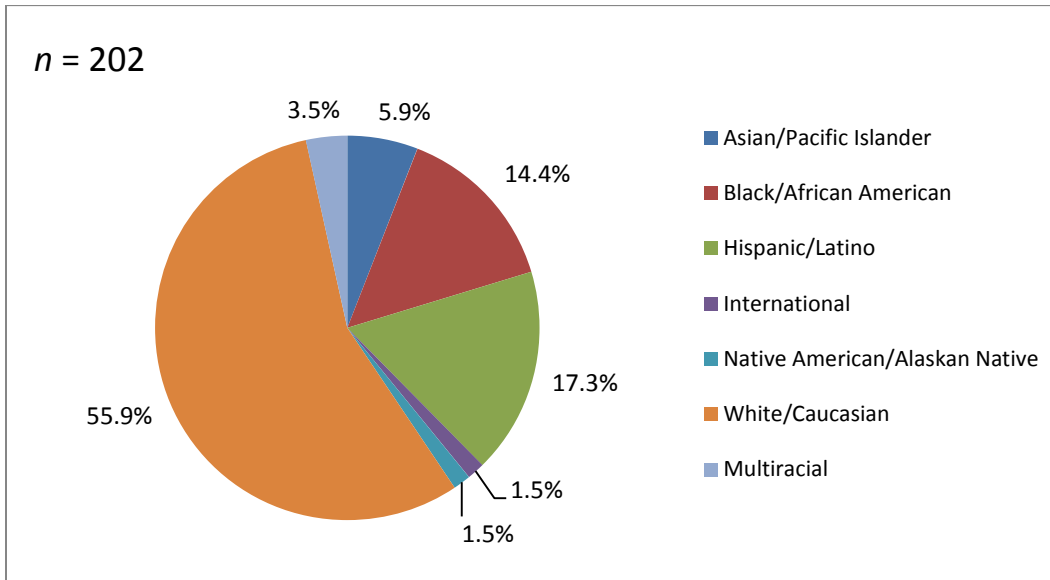


Q17: Please provide feedback on the following TCCD areas and services; indicate only one response per statement and leave blank any statements for which you have no opinion.

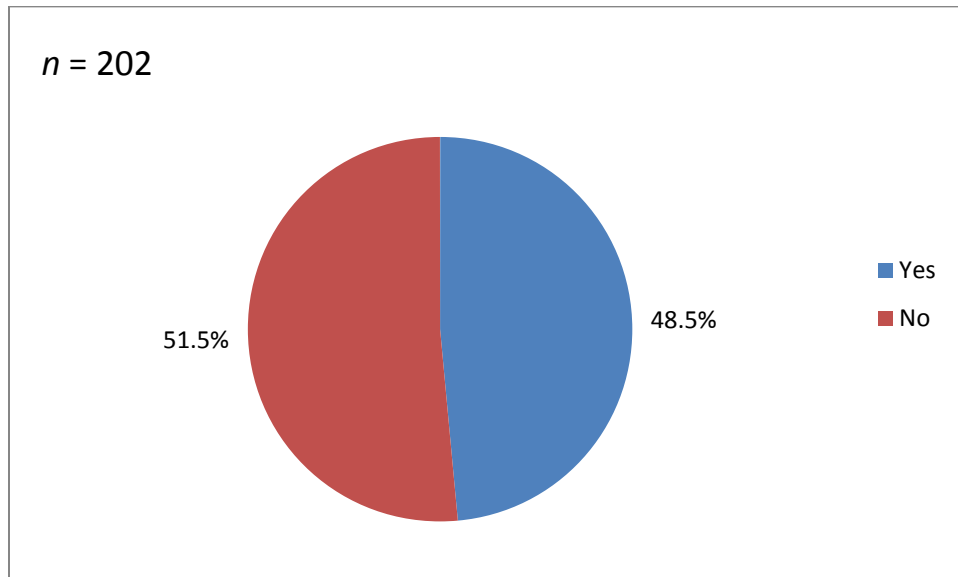
Item [$n = 200$]	Good or Excellent
Quality of Instruction	90.5%
Academic Standards	91.5%
Faculty Involvement	79.5%
Library Resources	85.0%
Learning Lab Resources	83.0%
Computer Access	89.5%
Registration Process	79.0%
Class Size	90.5%
Grading/Testing	91.0%
Counseling Center	58.0%
Advisement	61.0%
Financial Aid	59.5%
Student Activities	50.5%
Overall opinion of TCCD	92.0%

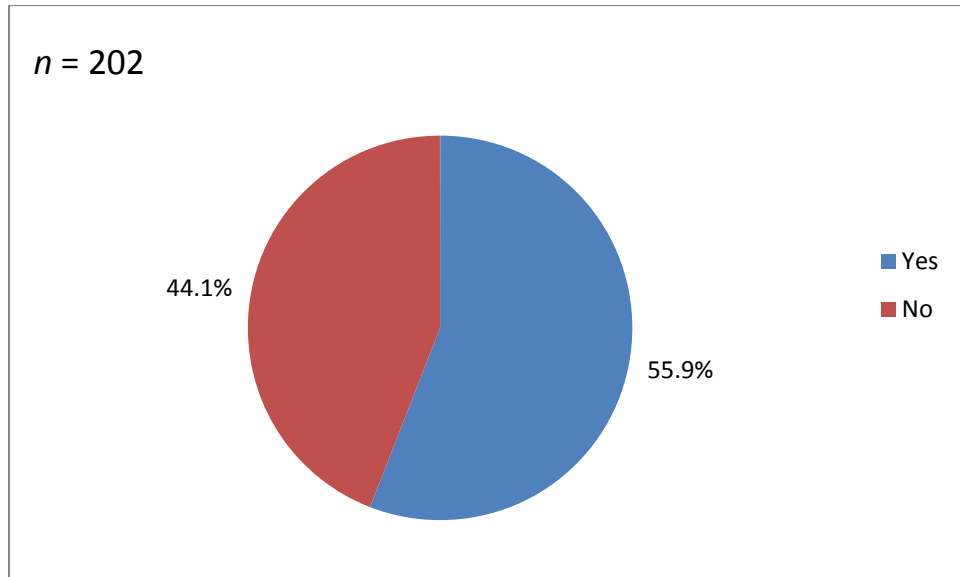
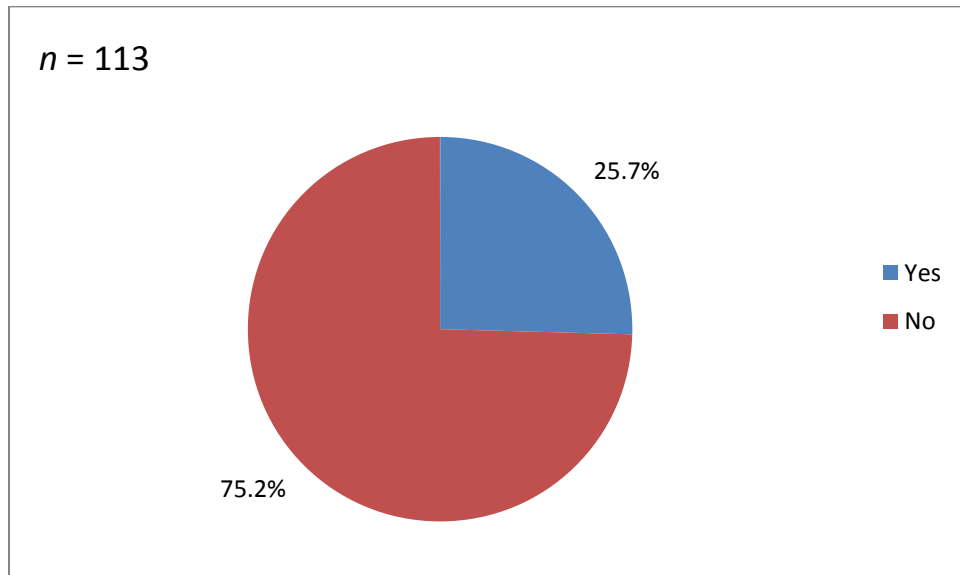
Q18: What is your age?**Q19: What is your gender?**

Q20: What is your ethnicity?

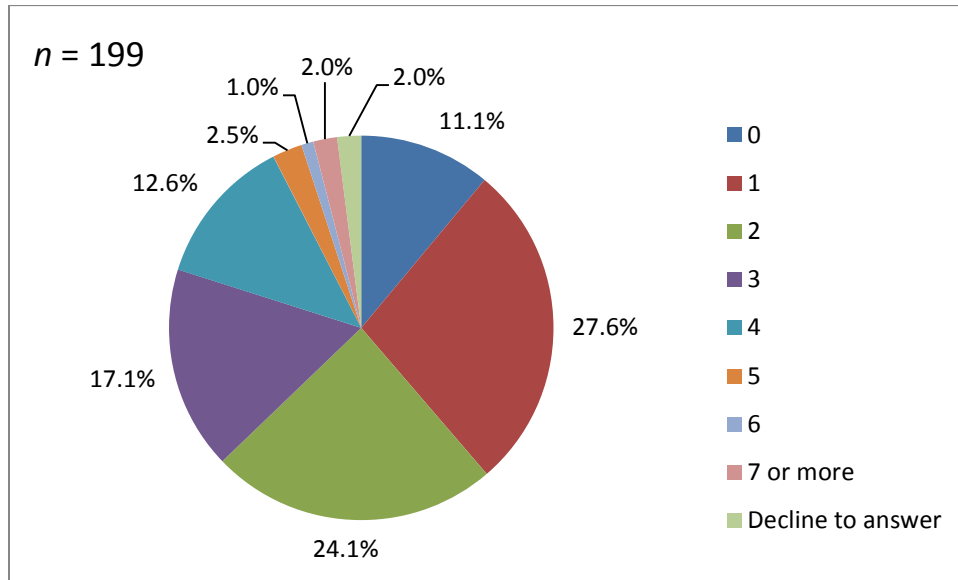


Q21: Are you married?

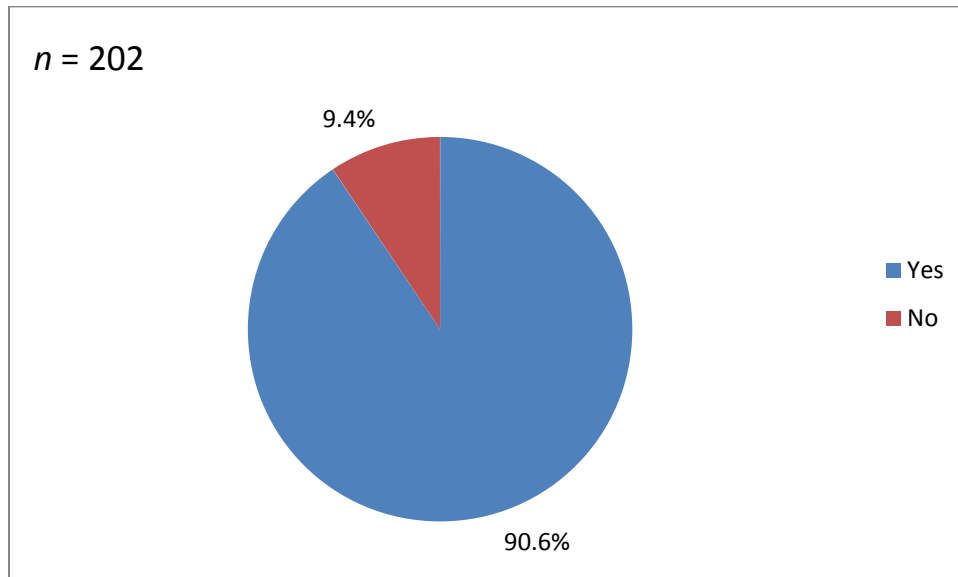


Q22: Do you have children?**Q23: Are you a single parent?**

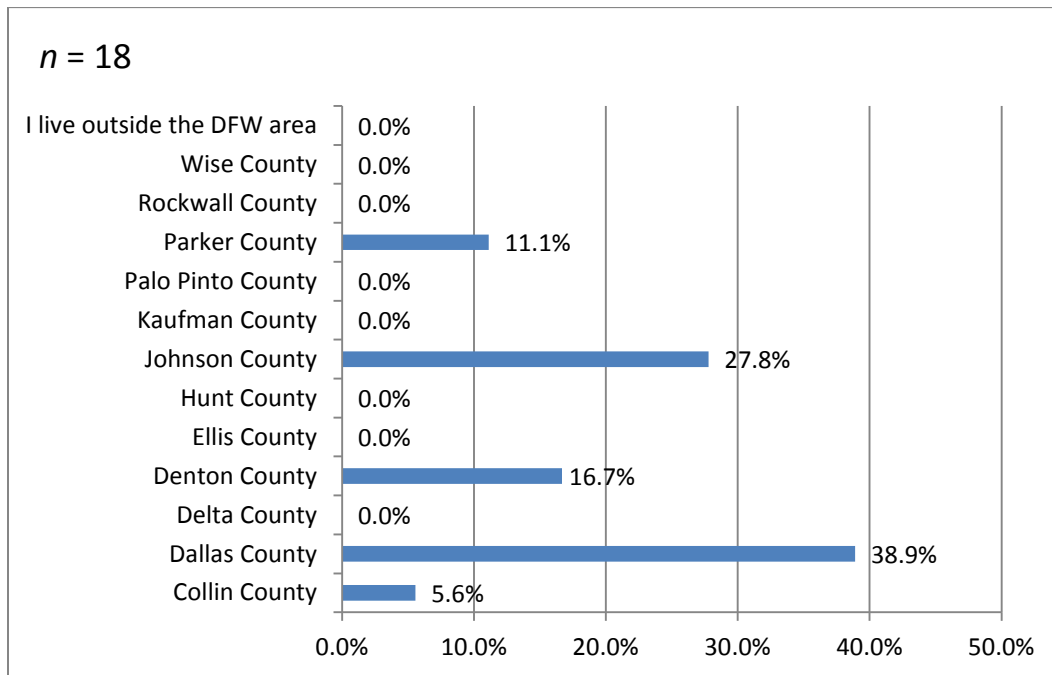
Q24: How many people, besides yourself, live in your household?



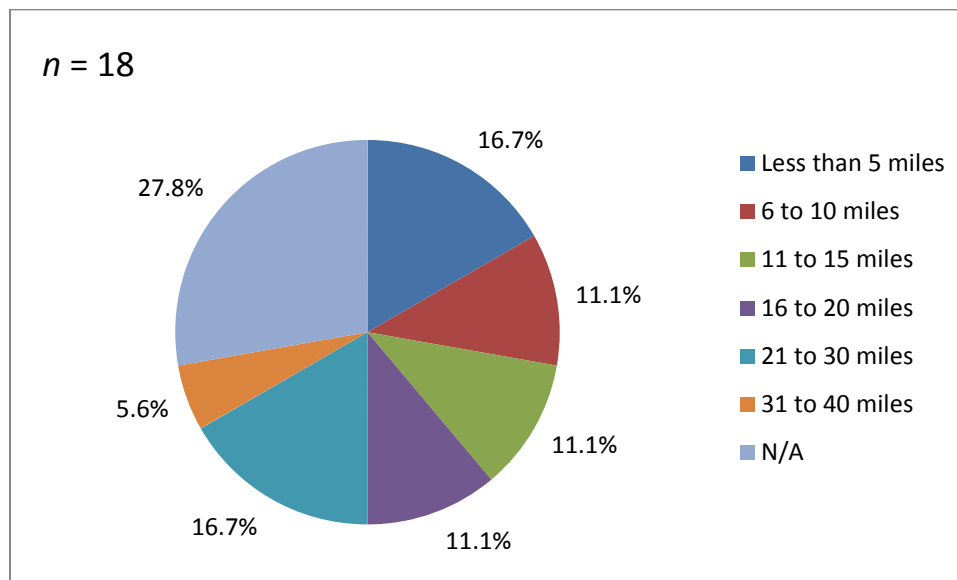
Q25: Do you reside in Tarrant County?



Q26: If no longer living in Tarrant County, where do you reside?



Q27: How many miles is your commute to work? (Approximate one way)



Q28: What, if anything, could TCCD have done to provide you with a better educational experience? [Open-ended question]

- Below is a list of the broad categories represented in the open-ended responses.
- Complete responses to the open-ended question are available for review from IRPE.

Category [n = 98]	Response Percent
Advising process	23.5%
Campus offerings	6.1%
Class offerings	8.2%
Commencement	2.0%
Financial aid process	4.1%
More learning resources	12.2%
Orientation	3.1%
Positive feedback	19.4%
Registration process	2.0%
Registration/Financial aid process	6.1%
Teaching	6.1%
N/A	7.1%