

TRANSFER SUCCESS OF FIRST TIME IN COLLEGE (FTIC) STUDENTS

An overview of the 3-year transfer rate to four-year colleges for TCC's 2010FL to 2015FL FTIC cohorts and a 6-year Bachelor's degree rate for TCC's 2010FL to 2012FL FTIC cohorts are presented in this report. Each FTIC cohort tracked had roughly 8,000 students, on average.

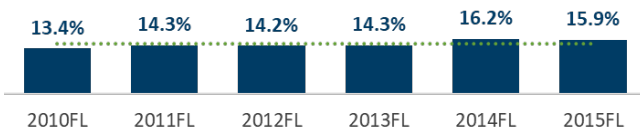
Transfer in 3 Years

3-Year Transfer Rate:

On average about 15% of FTIC students transferred to a four-year college within three years.

- The three-year transfer rate increased from about 13% or 14% for 2010FL to 2013FL FTIC cohorts to about 16% for 2014FL and 2015FL FTIC cohorts.
- Of those FTIC students who transferred within three years, the percent who had also earned an Associate's degree or certificate at TCC in three years rose from about 13% for the 2010FL FTIC cohort to about 25% for the 2015FL cohort.

3-year progress: About 15% of FTIC students transferred to a four-year school with almost 20% of these transfer students having also earned an Associate's degree or certificate at TCC



Top Transfer Majors:

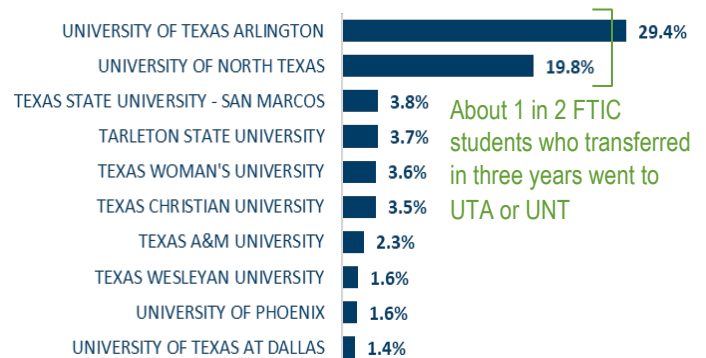
Of the FTIC students who transferred to a four-year college in three years, almost 1 in 2 students had one of the top-ten majors with about 1 in 10 majoring in business administration, management, and operations.

Top 10 Majors

- Business Administration, Management & Operations
- Registered Nursing, Nursing Administration, Nursing Research & Clinical Nursing
- Business/Commerce, General
- Biology, General
- Psychology, General
- Health and Physical Education/Fitness
- Liberal Arts and Sciences, General Studies & Humanities
- Criminal Justice and Corrections.
- Engineering, General
- English Language and Literature, General

Top Transfer Schools:

Of the FTIC students who transferred to a four-year college in three years, 70% transferred to one of the top-ten schools.

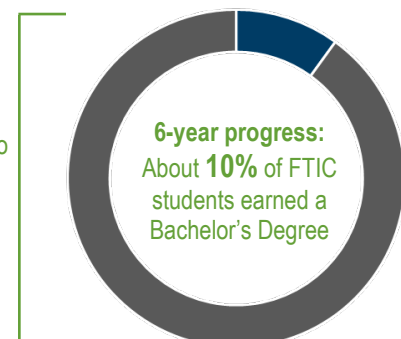


Bachelor's Degree in 6 Years

On average about 10% of FTIC students earned a Bachelor's degree in six years.

- The six-year Bachelor's degree rate increased from about 9% for the 2010 FTIC cohort to about 11% for the 2012 FTIC cohort.
- Of the FTIC students who transferred in three years, about 1 in 2 earned a Bachelor's degree.
- Of those FTIC students who graduated with a Bachelor's degree in six years, about 40% had earned an Associate's degree or certificate at TCC.

About 50% of FTIC students who transferred in 3 years earned a Bachelor's degree within six years.



APPENDIX:

FTIC Cohort	Cohort Size	3-Year Transfer		6-Year Bachelor's	
		N	%	N	%
2010FL	8,206	1,100	13.4%	772	9.4%
2011FL	8,818	1,263	14.3%	939	10.6%
2012FL	8,436	1,196	14.2%	902	10.7%
2013FL	8,337	1,196	14.3%		
2014FL	8,085	1,306	16.2%		
2015FL	8,047	1,279	15.9%		

Source: National Student Clearinghouse data and ODR

DEFINITIONS:

Transfers: A transfer student was defined as a TCC FTIC student who enrolled in a **4-year** college either concurrently or after enrolling at TCC within 3 years of their FTIC term

Years: The three-year time points for transfer rates were defined as August 1st of the cohort's first term to July 31st three years later. The six-year Bachelor's degree time points for graduation rates were defined as August 1st of the cohort's first term to August 31st six years later.

Please note that the NSC does not have information on every student, thus, missing data are expected. However, NSC-participating colleges and universities enroll over 99% of students in the U.S.; thus, NSC often provides the best overall estimates for student transfers, concurrent/previous enrollments, or degrees completed at outside institutions.