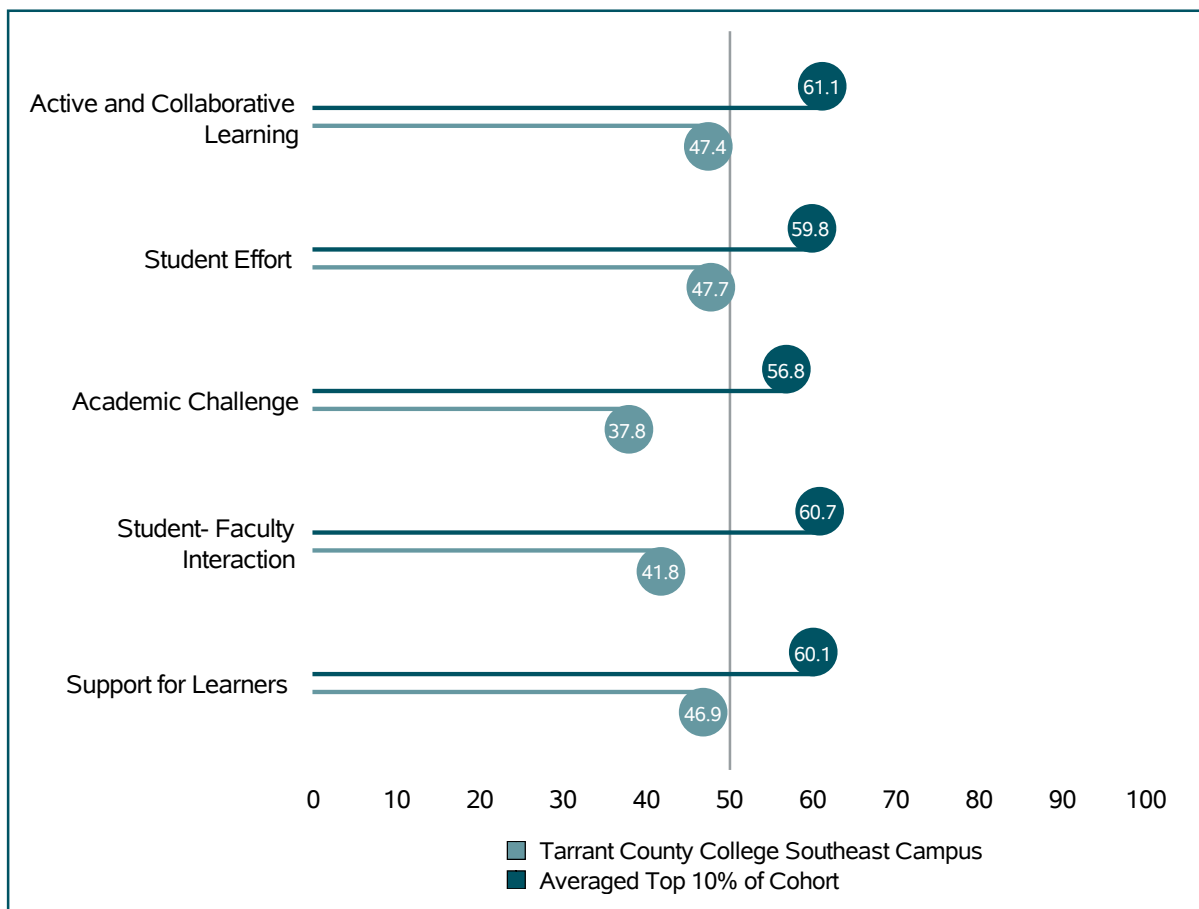


Tarrant County College Southeast Campus

CCSSE 2022 Executive Summary of Results



## Standardized Benchmark Scores



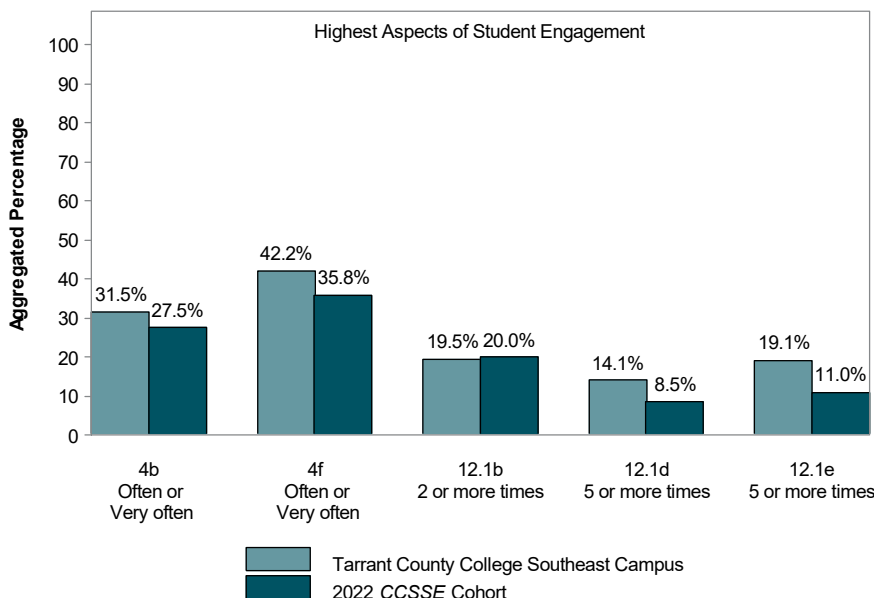
The *CCSSE* benchmarks are groups of conceptually related survey items that address key areas of student engagement. The five benchmarks denote areas that educational research has shown to be important to students' college experiences and educational outcomes. Therefore, they provide colleges with a useful starting point for looking at institutional results and allow colleges to gauge and monitor their performance in areas that are central to their work. In addition, participating colleges have the opportunity to make appropriate and useful comparisons between their performance and that of groups of other colleges.

Performing as well as the national average or a peer-group average may be a reasonable initial aspiration, but it is important to recognize that these averages are sometimes unacceptably low. Aspiring to match and then exceed high-performance targets is the stronger strategy.

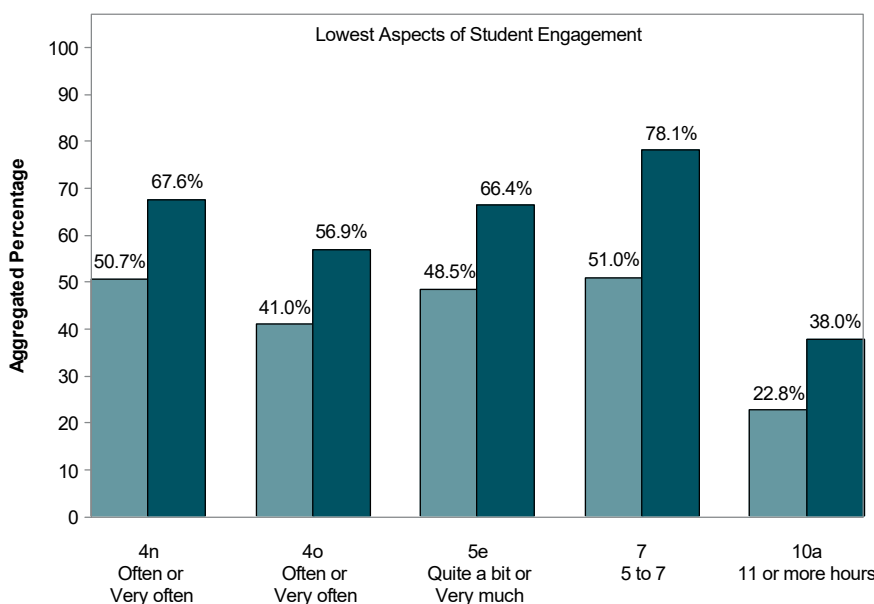
Therefore, provided above is a comparison of your college's standardized benchmark scores with the averaged benchmark scores from the top 10% of the current three-year cohort.

For further information about *CCSSE* benchmarks and how they are computed, please visit [www.cccse.org](http://www.cccse.org).

# Highest and Lowest Aspects of Student Engagement



Item	Benchmark
4b. Made a class presentation	Active and Collaborative Learning
4f. Worked with other students on projects during class	Active and Collaborative Learning
12.1b. Frequency: Career counseling	Support for Learners
12.1d. Frequency: Peer or other tutoring	Student Effort
12.1e. Frequency: Skill labs (writing, math, etc.)	Student Effort



Item	Benchmark
4n. Received prompt feedback (written or oral) from instructors on your performance	Student-Faculty Interaction
4o. Worked harder than you thought you could to meet an instructor's standards or expectations	Academic Challenge
5e. Applying theories or concepts to practical problems or in new situations	Academic Challenge
7. Extent: examinations challenged you to do your best work	Academic Challenge
10a. Preparing for class (studying, reading, writing, rehearsing, doing homework, or other activities related to your program)	Student Effort

One way to dig more deeply into benchmark scores is to analyze those items that contribute to the overall benchmark score. This section features the five items across all benchmarks on which the college scored highest and the five items on which the college scored lowest relative to the 2022 CCSSE Cohort. It is important to note that some colleges' highest mean scores may be lower than the cohort mean, and conversely, some colleges' lowest mean scores may be higher than the cohort mean.

While examining these data, keep in mind that the selected items may not be those that are most closely aligned with the college's goals; thus, it is important to review all institutional reports on the CCSSE online reporting system at [www.cccse.org](http://www.cccse.org).

**Notes:**

- For Item(s) 4 (except 4e), *often* and *very often* responses are combined.
- For Item(s) 5, *quite a bit* and *very much* responses are combined.
- For Item 7, 5, 6, and 7 responses on the 1–7 challenge scale are combined.
- For Item 10a, 11–20, 21–30 and *more than 30* responses are combined.
- For Item(s) 12.1a and 12.1b, 2–4 *times* and 5 or more *times* responses are combined because these services are typically used less frequently.





## CCCSE

Department of Educational Leadership and Policy  
College of Education  
The University of Texas at Austin  
3316 Grandview Street  
Austin, TX 78705  
512-471-6807

[info@cccse.org](mailto:info@cccse.org)  
[www.cccse.org](http://www.cccse.org)