

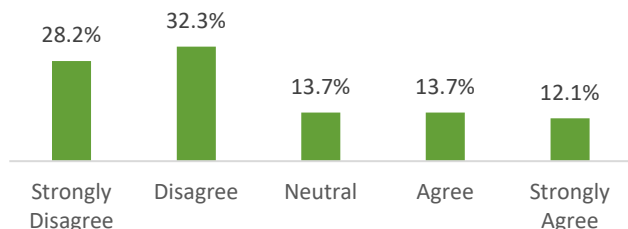
Course Offering Influence on Enrollment

Individuals who had applied to TCC but were not enrolled in 2021FL received a short, three question survey to investigate the possible effect of course scheduling on their decision to not enroll. The response rate of this survey was very low (217 out of 15,599), and respondents may not be reflective of the applied but not enrolled population. Thus, results should not be generalized to the full population.

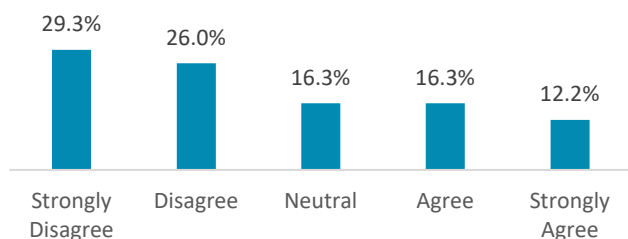
Survey Results

Respondents were asked to self-identify whether they had applied but did not enroll in 2021. Of the 217 responses, 145 (66.8%) students identified themselves as such. These 145 respondents were then asked how strongly they agree or disagree with three statements regarding the reason they did not enroll. The statements are listed below along with the responses.

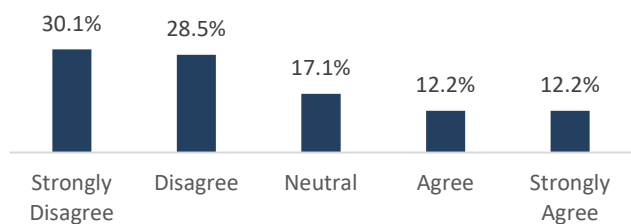
Statement 1: I did not complete the enrollment process because I could not find courses offered on the days of the week that I preferred. (N=124)



Statement 2: I did not complete the enrollment process because I could not find courses offered at the time of day that I preferred. (N=123)



Statement 3: I did not complete the enrollment process because I could not find courses offered using the teaching method (i.e., online, face-to-face, hybrid) that I preferred. (N=123)



Conclusions

Overall, the sample collected by this survey is too small to generalize to all students who decided to not enroll in 2021FL. However, some insights may still be gleaned from the responses.

- Of the responses collected for statement 1 (N=124), about **26%** indicated that a reason they did not enroll in 2021FL was influenced by the lack of offerings on their **preferred days of the week**.
- Of the responses that were collected for statement 2 (N=123), about **29%** indicated that a reason they did not enroll in 2021FL was influenced by the lack of offerings on their **preferred time of day**.
- Of the responses that were collected for statement 3 (N=123), about **24%** indicated that a reason they did not enroll in 2021FL was influenced by the lack of offerings in their **preferred teaching method**.

Relevance of Preferences to Not Enrolling at TCC

Those with reason(s) for not enrolling that might be connected to schedule: About **41%** of responses to statements 1-3 (N=123) agreed or strongly agreed with **at least one** of the statements presented.

Those with reason(s) for not enrolling that are likely not connected to schedule: About **46%** of responses to statements 1-3 disagreed or strongly disagreed with **all** statements.